

CATALOGUE



Lightweight StoneLite



GRC



Lightweight Terrazzo



Atlantis




Thai Limestone



Premium Glaze



Fountains




Custom Pots

- DELIVERY AUSTRALIA WIDE DIRECT TO PUBLIC
- BEST PRICES AND QUALITY MATERIALS

- CELEBRATING 30 YEARS IN BUSINESS
- COMMERCIAL AND RESIDENTIAL


Friday 26 September 2025

Friday 26 September 2025




CUSTOM

We create custom sizes and offer custom Australian Dulux colours for commercial customers who require custom options.



QUALITY

We are involved in the Actual Design of each pot and pride ourselves on Quality Assurance to deliver you consistent Top Quality durability.



EXPERIENCE

With over 30 years experience leading the industry we have the answers you need to get the job done right and protect your investment.



BEST PRICES

We have the Best Priced Pots in Australia and by cutting out the middleman we pass on all the savings to you. So Call Us and Order Today.

Custom Shapes & Sizes

- Available in our StoneLite and GRC ranges
- Can be made to your specifications
- With our StoneLite range we have the shortest lead-time in the Australian industry

Custom Australian Dulux® Colours

- Available in our Lightweight StoneLite, GRC, and Lightweight Terrazzo ranges
- We use Australian Dulux, including WeatherShield, in the colour of your choice
- Robust, durable finish, guaranteed by Dulux for 15 years against fading or peeling
 - Easy clean
 - Easy repair after vandalism
 - Colour match to your project

5 REASONS WHY CUSTOM SPRAY IS THE BEST FINISH



- 1. Your choice of great colours**, like our best-selling charcoal, Dulux® "White-on-White", or Colorbond® "Monument". We can do any colour in the Dulux® or Colorbond® ranges, as well as most other ranges. Matching to a project or existing installation is easy.
- 2. Colours are consistent and won't fade over time, unlike most infused colours and inferior paints.** We use Australian Dulux® paints, including Weathershield, giving our custom spray Dulux's 15-year guarantee against blistering, peeling, or flaking. Dulux® is also renowned for its durability and colour quality.
- 3. Easy cleaning**, despite harsh Australian conditions leading to dust and grime build-up. The surface can be easily cleaned with soap and water.
- 4. Repair is easy too**, should your pots be damaged. Most will never need it, but if something does somehow manage to damage your pot, some builders' bog and a fresh lick of paint and your pot will be good as new.
- 5. Watering needs are reduced**, as the paint seals the pot surface against evaporation.



Helps Prevent These Aesthetic Effects

Helps prevent efflorescence, the white leaching bloom that appears on wet masonry and ceramics as water dissolves salts and minerals from fertiliser and concrete products and carries them through to the surface.

Helps prevent crazing, the fine web of tiny, shallow cracks that can form on ceramics, concrete, mud, and even wood.

Conceals the non-structural cracking that will occur in all concrete-based products due to shrinkage and expansion.

Cannot be washed out or leached away, unlike factory infused colours.



Lightweight GRC StoneLite

Up To **40% Off** This Range



- Contemporary design ✓
- One third the weight of regular pots ✓
- 50% stronger than regular pots ✓
- A wide variety of shapes and sizes ✓



DULUX
CUSTOM
SPRAY

White on White

Neutral Grey

Shale Grey

Concrete

Monument

Charcoal

Night Sky

Pale Eucalyptus

Terracotta

Paperbark Half



PREMIUM
for just \$30 extra

A LOT OF THESE PRODUCTS CAN BE MATCHED WITH THE CUBES AND TALL SQUARES ON THE NEXT PAGE

TROUGH



100L x 45W x 45H - Custom Charcoal

#	L x W x H (cm)	VOL	KG
1	60 x 28 x 28	47	9
2	80 x 35 x 35	98	15
3	75 x 20 x 60	90	16
4	100 x 30 x 40 #1 BEST SELLER	120	20
5	60 x 25 x 70	105	21
6	100 x 45 x 45 BEST SELLER	205	30
7	85 x 28 x 70	167	26
8	100 x 35 x 80 BEST SELLER	280	40
9	80 x 32 x 90	230	42
10	120 x 50 x 50	300	38
11	120 x 60 x 60	432	50
12	150 x 50 x 50	375	49
13	160 x 40 x 45	288	48
14	100 x 40 x 100	400	65
15	102 x 40 x 102 END OF LINE CLEARANCE	416	63
16	150 x 60 x 70	630	65
17	100 x 50 x 100 BEST SELLER	500	70
18	100 x 60 x 100	600	75
19	200 x 50 x 50	500	85
20	200 x 50 x 60	600	90

RAW
CONCRETE

DULUX
CUSTOM SPRAY

A LOT OF THESE SIZES CAN BE EXTENDED IN LENGTH
WITH OUR MATCHING CUBES & TALL SQUARES,
ON PAGE 5

DIVIDER TROUGH

(up to 60 cm width, with height)



100L x 35W x 80H - White-on-White

CONSIDER THESE ITEMS FROM OUR GRC RANGE

21	150 x 50 x 100	715	190
	<i>*comes with 8 feet attached</i>		
22	150 x 60 x 100	855	200
	<i>*comes with 8 feet attached</i>		
23	200 x 50 x 100	950	280
	<i>*comes with 10 feet attached</i>		
24	200 x 60 x 100		
	<i>*comes with 10 feet attached</i>		

Lightweight GRC StoneLite

Up To **40% Off** This Range



- Contemporary design ✓
- One third the weight of regular pots ✓
- 50% stronger than regular pots ✓
- A wide variety of shapes and sizes ✓



DULUX
CUSTOM
SPRAY

White on White



Neutral Grey



Shale Grey



Concrete



Monument



Charcoal



Night Sky



Pale Eucalyptus



Terracotta



Paperbark Half



PREMIUM
for just \$30 extra

CUBE



MIX AND MATCH WITH OUR
TROUGHs, ON PAGE 4, FOR A
CUSTOMISABLE LANDSCAPING
SOLUTION

#	LxWxH(cm)	Vol(L)	KG	Raw Concrete RRP Our Price	Dulux Custom Spray RRP Our Price
1.	25 × 25 × 25	8	4		
2.	28 × 28 × 28	22	5		
3.	30 × 30 × 30	27	6		
4.	35 × 35 × 35	43	8		
5.	45 × 45 × 45	91	14		
6.	50 × 50 × 50	125	17		
7.	60 × 60 × 60	216	25		
8.	70 × 70 × 70	343	32		
9.	80 × 80 × 80	512	58	NA	
10.	90 × 90 × 90	729	88	NA	
11.	100 x 100 x 100	1000	110	NA	POA

SQUARE TREE PLANTER



#	LxWxH(cm)	Vol(L)	KG	Raw Concrete RRP Our Price	Dulux Custom Spray RRP Our Price
12.	90 x 90 x 60	486	48	NA	
13.	90 x 90 x 100	810	92	NA	
CONSIDER THESE ITEMS FROM OUR GRC RANGE ON PAGE 17					
14.	150 x 150 x 100	2138	500	NA	
15.	200 x 200 x 100	3800	700	NA	
16.	100 x 100 x 100	110	1000	NA	POA

TALL SQUARE



#	LxWxH(cm)	Vol(L)	KG	Raw Concrete RRP Our Price	Dulux Custom Spray RRP Our Price
17.	20 × 20 × 50	20	5		
18.	20 × 20 × 60	24	6		
19.	28 × 28 × 70	55	11		
20.	30 × 30 × 40	36	7		
21.	32 × 32 × 90	92	14	NA	
22.	35 × 35 × 80	98	16		
23.	40 × 40 × 100	160	20	NA	
24.	48 × 48 × 102	235	27	NA	
25.	50 × 50 × 100	250	28	NA	
26.	60 × 60 × 100	360	40	NA	

TALL TAPERED SQUARE



#	LxWxH(cm)	Vol(L)	KG	Raw Concrete RRP Our Price	Dulux Custom Spray RRP Our Price
30.	25 × 25 × 45	29	7		
31.	30 × 30 × 55	50	9		
32.	36 × 36 × 66	85	13		
33.	44 × 44 × 92	178	22		

Lightweight GRC StoneLite

Up To 40% Off This Range



- Contemporary design ✓
- One third the weight of regular pots ✓
- 50% stronger than regular pots ✓
- A wide variety of shapes and sizes ✓

RAW
CONCRETE

DULUX
CUSTOM
SPRAY

WHITE ON WHITE

NEUTRAL GREY

SHALE GREY

CONCRETE

MONUMENT

CHARCOAL

NIGHTSKY

PALE EUCALYPTUS

TERRACOTTA

PAPERBARK HALF

PREMIUM
for just \$30 extra

CHOPPED TUB TREE PLANTER



#	Dia × H (cm)	VOL		<u>RAW CONCRETE</u>	<u>DULUX CUSTOM SPRAY</u>
1	30 × 22	15	3		
2	36 × 26	27	5		
3	42 × 30	40	6		
4	48 × 34	60	8		
5	56 × 40	100	12		
6	75 × 54	240	23		
7	90 × 64	405	34		
8	100 × 72	565	44		
9	112 × 80	790	61		

TUB



#	Dia × H (cm)	VOL	KG	<u>RAW CONCRETE</u>	<u>DULUX CUSTOM SPRAY</u>
10	30 × 30	20	4		
11	36 × 36	35	7		
12	42 × 42	58	9		
13	48 × 48	85	12		
14	56 × 56	140	15		
15	75 × 75	330	30		
16	90 × 90	570	50		
17	100 × 100	785	65		
18	112 × 112	1100	95		

TALL TUB



#	Dia × H (cm)	VOL	KG	CODE	<u>RAW CONCRETE</u>	<u>DULUX CUSTOM SPRAY</u>
19	36 × 43	39	8	81257_36		
20	42 × 50	67	11			
21	48 × 58	97	15			
22	56 × 67	160	19			
23	75 × 90	370	35			

Lightweight GRC StoneLite

Up To **40% Off** This Range



- Contemporary design ✓
- One third the weight of regular pots ✓
- 50% stronger than regular pots ✓
- A wide variety of shapes and sizes ✓

RAW
CONCRETE

DULUX
CUSTOM
SPRAY

White on White

Neutral Grey

Shale Grey

Concrete

Monument

Charcoal

Night Sky

Pale Eucalyptus

Terracotta

Paperbark Half

PREMIUM
for just \$30 extra

FLUTED TUBS



#	Dia x H (cm)	VOL	KG
1	42 x 42	58	9
2	48 x 48	85	12
3	56 x 56	40	15
4	42 x 50	67	11

RAW CONCRETE DULUX CUSTOM SPRAY

FLUTED CYLINDERS



#	Dia x H (cm)	VOL	KG
1	42 x 42	60	10
2	42 x 59	80	12
3	42 x 75	100	16
4	56x 56	140	19
5	56 x 78	190	28
6	56 x 100	245	29

RAW CONCRETE DULUX CUSTOM SPRAY

HALF CYLINDERS



#	L x W x H (cm)	VOL	KG
1	56 x 28 x 56	70	11
2	75 x 38 x 75	85	20

RAW CONCRETE	DULUX CUSTOM SPRAY
\$179.95	\$199.95
\$139.95	\$159.95
\$399.95	\$449.95
\$319.95	\$359.95

Lightweight GRC

StoneLite

Up To **40% Off** This Range



- Contemporary design ✓
- One third the weight of regular pots ✓
- 50% stronger than regular pots ✓
- A wide variety of shapes and sizes ✓



DULUX
CUSTOM
SPRAY

White on White



Neutral Grey



Shale Grey



Concrete



Monument



Charcoal



Night Sky



Pale Eucalyptus



Terracotta



Paperbark Half



PREMIUM
for just \$30 extra

CYLINDER



#	Dia × H (cm)	VOI	KG
1	30 × 30	20	5
2	36 × 36	35	7
3	42 × 42	60	10
4	48 × 48	87	14
5	56 × 56	140	19
6	75 × 75	330	37
7	90 × 90	575	66
8	100 × 100	785	82

RAW CONCRETE DULUX CUSTOM SPRAY

TALL CYLINDER



#	Dia × H (cm)	VOI	KG
1	30 × 54	38	7
2	36 × 65	66	11
3	42 × 75	100	16
4	48 × 86	155	22
5	56 × 100	245	29

RAW CONCRETE DULUX CUSTOM SPRAY

CYLINDER CLUSTER 56W



#	Dia × H (cm)	VOI	KG
1	56 × 56	130	19
2	56 × 78	190	28
3	56 × 100	230	29

RAW CONCRETE DULUX CUSTOM SPRAY

CYLINDER CLUSTER 42W



#	Dia × H (cm)	VOI	KG
1	42 × 42	50	10
2	42 × 59	80	12
3	42 × 75	100	16

RAW CONCRETE DULUX CUSTOM SPRAY
~~\$119.95~~ \$89.95 ~~\$139.95~~ \$109.95
~~\$149.95~~ \$119.95 ~~\$189.95~~ \$149.95
~~\$179.95~~ \$139.95 ~~\$199.95~~ \$159.95

Lightweight GRC StoneLite

Up To **40% Off** This Range



- Contemporary design ✓
- One third the weight of regular pots ✓
- 50% stronger than regular pots ✓
- A wide variety of shapes and sizes ✓



DULUX
CUSTOM
SPRAY

White on White



Neutral Grey



Shale Grey



Concrete



Monument



Charcoal



Night Sky



Pale Eucalyptus



Terracotta



Paperbark Half



PREMIUM
for just \$30 extra

SHORT CYLINDER



#	Dia × H (cm)	VOL	KG
1	56 × 26	60	15
2	75 × 35	150	25
3	90 × 42	260	35
4	100 × 47	355	45
5	112 × 53	510	55

RAW CONCRETE DULUX CUSTOM SPRAY

ROMANO ROUND



#	Dia × H (cm)	VOL	KG
1	20 × 27	9	3
2	27 × 36	21	4
3	37 × 48	52	8
4	52 × 54	115	13

RAW CONCRETE DULUX CUSTOM SPRAY

CRUCIBLE



#	Dia × H (cm)	VOL	KG
1	30 × 50	30	5
2	40 × 60	60	9
3	50 × 70	115	15
4	60 × 80	190	21

RAW CONCRETE DULUX CUSTOM SPRAY

BULLET PLANTER



#	Dia × H (cm)	VOL	KG
1	34 × 60	55	8
2	44 × 80	122	13
3	54 × 100	230	23

RAW CONCRETE DULUX CUSTOM SPRAY

\$119.95	\$139.95
\$89.95	\$109.95
\$189.95	\$229.95
\$149.95	\$179.95
\$319.95	\$379.95
\$249.95	\$299.95

Lightweight GRC StoneLite

Up To **40% Off** This Range



- Contemporary design ✓
- One third the weight of regular pots ✓
- 50% stronger than regular pots ✓
- A wide variety of shapes and sizes ✓

RAW
CONCRETE



DULUX
CUSTOM
SPRAY

White on White

Neutral Grey

Shale Grey

Concrete

Monument

Charcoal

Night Sky

Pale Eucalyptus

Terracotta

Paperbark Half



PREMIUM
for just \$30 extra

TALL EGG



#	Dia × H (cm)	VOL	KG
1	25 × 27	12	3
2	35 × 39	32	5
3	44 × 52	65	8
4	52 × 60	105	11
5	60 × 67	160	15

RAW
CONCRETE

DULUX CUSTOM
SPRAY

GIANT EGG



#	Dia × H (cm)	VOL	KG
1	75 × 63	225	24
2	90 × 75	385	35
3	112 × 92	725	80

RAW
CONCRETE

DULUX CUSTOM
SPRAY

Our StoneLite giant eggs come with adequate drainage built into the base, and as such do not require pot feet.

SQUAT EGG



#	Dia × H (cm)	VOL	KG
1	34 × 30	25	5
2	42 × 36	45	7
3	50 × 44	78	10
4	57 × 48	110	13
5	65 × 52	155	18

RAW
CONCRETE

DULUX CUSTOM
SPRAY

Lightweight GRC StoneLite

Up To **40% Off** This Range

RAW
CONCRETE



DULUX
CUSTOM
SPRAY

White on White

Neutral Grey

Shale Grey

Concrete

Monument

Charcoal

Night Sky

Pale Eucalyptus

Terracotta

Paperbark Half



PREMIUM
for just \$30 extra



- Contemporary design ✓
- One third the weight of regular pots ✓
- 50% stronger than regular pots ✓
- A wide variety of shapes and sizes ✓

FRENCH U PLANTER



#	Dia × H (cm)	VOL	KG
1	25 × 25	12	3
2	30 × 30	20	4
3	40 × 40	50	8
4	50 × 50	100	13

RAW
CONCRETE DULUX CUSTOM
SPRAY

PROVENCE URN



#	Dia × H (cm)	VOL	KG
1	28 × 33	15	4
2	38 × 45	38	8
3	52 × 60	95	14

RAW
CONCRETE DULUX CUSTOM
SPRAY

PLAIN ANDUZE URN



#	Dia × H (cm)	VOL	KG
1	48 × 53	20	13
2	60 × 66	45	25
3	74 × 81	160	33
4	91 × 100	300	56

RAW
CONCRETE DULUX CUSTOM
SPRAY

LOTUS PLANTER




#	Dia × H (cm)	VOL	KG
1	28 × 20	10	3
2	36 × 25	20	5
3	46 × 32	45	7
4	58 × 40	100	12
5	72 × 50	190	20
6	89 × 60	380	35
7	112 × 72	650	60

RAW
CONCRETE DULUX CUSTOM
SPRAY

Lightweight GRC StoneLite

Up To 40% Off This Range

RAW CONCRETE



DULUX CUSTOM SPRAY

WHITE ON WHITE

NEUTRAL GREY

SHALE GREY

CONCRETE

MONUMENT


CHARCOAL

NIGHTSKY

PALE EUCALYPTUS

TERRACOTTA

PAPERBARK HALF




Contemporary design

One third the weight of regular pots

50% stronger than regular pots

A wide variety of shapes and sizes



PREMIUM

for just \$30 extra

BUNG PLANTER



#	Dia × H (cm)	VOL	KG	RAW CONCRETE	DULUX CUSTOM SPRAY
1	28 × 29	15	3		
2	38 × 39	40	6		
3	48 × 48	77	10		
4	60 × 60	150	16		
5	75 × 75	290	26		
6	100 × 100	500	60		



BALL PLANTER



#	Dia × H (cm)	VOL	KG	RAW CONCRETE	DULUX CUSTOM SPRAY
1	28 × 21	9	2		
2	40 × 30	26	5		
3	54 × 40	60	9		
4	82 × 57		28		
5	110 × 72		50		

Lightweight GRC StoneLite

Up To **40% Off** This Range



- Contemporary design ✓
- One third the weight of regular pots ✓
- 50% stronger than regular pots ✓
- A wide variety of shapes and sizes ✓



DULUX
CUSTOM
SPRAY

White on White



Neutral Grey



Shale Grey



Concrete



Monument



Charcoal



Night Sky



Pale Eucalyptus



Terracotta



Paperbark Half



PREMIUM
for just \$30 extra

ROMANO LOW BOWL



#	<u>Dia × H (cm)</u>	<u>VOL</u>	<u>KG</u>	<u>CODE</u>	<u>RAW CONCRETE</u>	<u>DULUX CUSTOM SPRAY</u>
1	33 × 14	6	3	81028_33		
2	42 × 18	12	5	81028_42		

WOK BOWL




#	<u>Dia × H (cm)</u>	<u>VOL</u>	<u>KG</u>	<u>RAW CONCRETE</u>	<u>DULUX CUSTOM SPRAY</u>
1	70 × 30	65	8		
2	95 × 35	120	15		
3	115 × 40	250	28		

DEEP BOWL



#	<u>Dia × H (cm)</u>	<u>VOL</u>	<u>KG</u>	<u>RAW CONCRETE</u>	<u>DULUX CUSTOM SPRAY</u>
1	25 × 11	3	2		
2	30 × 13	6	3		
3	36 × 16	11	4		
4	42 × 19	18	5		
5	48 × 22	30	6		
6	56 × 25	45	9		
7	75 × 33	108	16		
8	90 × 40	190	22		
9	100 × 45	270	30		
10	112 × 50	380	40		

TREE PLANTER



#	<u>Dia × H (cm)</u>	<u>VOL</u>	<u>KG</u>	<u>RAW CONCRETE</u>	<u>DULUX CUSTOM SPRAY</u>
1	35 × 31	30	5		
2	45 × 40	55	8		
3	55 × 49	95	12		
4	69 × 61	200	19		
5	88 × 76	405	38		

Lightweight GRC StoneLite

Up To **40% Off** This Range



- Contemporary design ✓
- One third the weight of regular pots ✓
- 50% stronger than regular pots ✓
- A wide variety of shapes and sizes ✓

RAW CONCRETE

DULUX CUSTOM SPRAY

WHITE ON WHITE

NEUTRAL GREY

SHALE GREY

CONCRETE

MONUMENT

CHARCOAL

NIGHTSKY

PALE EUCALYPTUS

TERRACOTTA

PAPERBARK HALF

PREMIUM

for just \$30 extra

CLASSIC URN & PEDESTAL



	<u>(cm)</u>	<u>VOL</u>	<u>KG</u>
	Dia × H (cm)		
Urn	54 × 45	25	15
	(L × W × H)		
Pedestal	34 × 34 × 51		14

DULUX CUSTOM
SPRAY

ORNATE URN & PEDESTAL



	<u>(cm)</u>	<u>VOL</u>	<u>KG</u>
	Dia × H (cm)		
Urn	57 × 54	40	20
	(L × W × H)		
Pedestal	45 × 45 × 45		16

DULUX CUSTOM
SPRAY

ROMANO LOW SQUARE




#	<u>L × W × H (cm)</u>	<u>VOL</u>	<u>KG</u>
1	33 × 33 × 14	10	4
2	42 × 42 × 18	18	7

RAW
CONCRETE DULUX CUSTOM
SPRAY

GRC

Glass-Reinforced Concrete



DULUX
CUSTOM
SPRAY



White on White



Neutral Grey



Shale Grey



Concrete



Monument



Charcoal



Night Sky



Pale Eucalyptus



Terracotta



Paperbark Half



PREMIUM
for just \$30 extra

Contemporary design ✓

One third the weight of regular pots ✓

50% stronger than regular pots ✓

A wide variety of shapes and sizes ✓

TROUGH



#	L×W×H (cm)	VOL	KG
1	60×30×32	56	13
2	80×36×38	108	20
3	100×45×45	200	41
4	115×48×50	270	54

RUST
FINISH

DULUX CUSTOM
SPRAY

DIVIDER TROUGH



#	L×W×H (cm)	VOL	KG
1	75×20×60	90	20
2	85×28×70	167	30
3	100×35×80	280	50

RUST
FINISH

CUBE



#	L×W×H (cm)	VOL	KG
1	30×30×32	28	5
2	36×36×38	49	8.5
3	42×42×44	77	10
4	48×48×48	110	14
5	57×57×57	185	24
6	100 x 100 x 100	1000	110

RUST
FINISH

DULUX CUSTOM
SPRAY

GIANT WOK BOWL



Dia×H (cm)	VOL	KG
130×40	120	
Diameter of the base 54 cm and the rim is 25cm		
155×45	160	
Diameter of the base 70 cm and the rim is 30cm		
200×50	200	
Diameter of the base 80 cm and the rim is 30cm		

RUST
FINISH

DULUX CUSTOM
SPRAY

*Feet should not be used with Giant Wok Bowls

**Drainage holes are drilled on the curve (not the flat base) for Giant Wok Bowls

GRC

Glass-Reinforced Concrete



DULUX
CUSTOM
SPRAY



White on White



Neutral Grey



Shale Grey



Concrete



Monument



Charcoal



Night Sky



Pale Eucalyptus



Terracotta



Paperbark Half



PREMIUM
for just \$30 extra

RUST FINISH DULUX CUSTOM SPRAY

WOK BOWL



#	<u>Dia × H (cm)</u>	<u>VOL</u>	<u>KG</u>
1	75 × 30	65	10
2	95 × 35	120	18
3	115 × 40	250	23
4	45 × 45 × 55		

TALL EGG



#	<u>Dia × H (cm)</u>	<u>VOL</u>	<u>KG</u>
1	39 × 38	20	5
2	48 × 47	40	7.5
3	57 × 56	75	13
4	72 × 69	120	20

RUST FINISH DULUX CUSTOM SPRAY


BULLET PLANTER



#	<u>Dia × H (cm)</u>	<u>VOL</u>	<u>KG</u>
1	32 × 62	55	4
2	42 × 77	122	10
3	54 × 100	230	22

RUST FINISH DULUX CUSTOM SPRAY

CYLINDER




#	<u>Dia × H (cm)</u>	<u>VOL</u>	<u>KG</u>
1	30 × 30	20	7
2	36 × 36	35	10
3	42 × 42	60	15
4	48 × 48	87	20
5	56 × 56	140	25

RUST FINISH

GRC

Glass-Reinforced Concrete



PREMIUM
for just \$30 extra

- Contemporary design ✓
- One third the weight of regular pots ✓
- 50% stronger than regular pots ✓
- A wide variety of shapes and sizes ✓

BELL PLANTER



#	<u>Dia × H (cm)</u>	<u>VOL</u>	<u>KG</u>
1	84 × 53	90	16
2	105 × 66	180	23

RUST FINISH DULUX CUSTOM SPRAY

ORLEANS PLANTER



#	<u>Dia × H (cm)</u>	<u>VOL</u>	<u>KG</u>
1	56 × 51	100	13
2	76 × 69	250	23

RUST FINISH DULUX CUSTOM SPRAY

LORRAINE POND



#	<u>Dia × H (cm)</u>	<u>VOL</u>	<u>KG</u>
1	62 × 48	120	13
2	82 × 56	280	23

RUST FINISH DULUX CUSTOM SPRAY

CAULDRON



#	<u>Dia × H (cm)</u>	<u>VOL</u>	<u>KG</u>
1	74 × 36	80	25
2	97 × 46	150	34
3	117 × 52	350	50

RUST FINISH DULUX CUSTOM SPRAY

PROVENCE URN




#	<u>Dia × H (cm)</u>	<u>VOL</u>	<u>KG</u>
1	53 × 71	100	14
2	65 × 86	175	24
3	77 × 103	350	35

RUST FINISH DULUX CUSTOM SPRAY

GRC

Glass-Reinforced Concrete



DULUX
CUSTOM
SPRAY



White on White



Neutral Grey



Shale Grey



Concrete



Monument



Charcoal



Night Sky



Pale Eucalyptus



Terracotta



Paperbark Half



PREMIUM
for just \$30 extra
DULUX CUSTOM
SPRAY

CLASSIC URN & PEDESTAL



#	(cm)	VOL	KG
	Dia x H (cm)		
1	55 x 43	26	18
2	74 x 57	40	24
	(L x W x H)		
3	34 x 34 x 51		
4	40 x 40 x 52		
5	39 x 39 x 68		

RUST
FINISH

GIANT U BOWL



#	Dia x H (cm)	VOL	KG
1	120 x 70	700	180
2	120 x 90	880	200
3	120 x 100	950	120
4	150 x 70	1050	320
5	150 x 100	1500	370
6	180 x 100	2300	500
7	220 x 100	3500	600

RUST
FINISH

DULUX CUSTOM
SPRAY

***Feet should not be used with Giant U Bowl**

****Drainage holes are drilled on the curve (not the flat base) on Giant U Bowls**

SQUARE TREE PLANTER



#	L x W x H (cm)	VOL	KG
1	150 x 150 x 100	2138	500
	<i>*comes with 16 feet attached</i>		
2	200 x 200 x 100	3800	700
	<i>*comes with 25 feet attached</i>		
3	100 x 200 x 100	1000	110

RUST
FINISH

DULUX CUSTOM
SPRAY

LONG DIVIDER TROUGH




#	L x W x H (cm)	VOL	KG
1	150 x 50 x 100	715	190
	<i>*comes with 8 feet attached</i>		
2	150 x 60 x 100	855	200
	<i>*comes with 8 feet attached</i>		
3	200 x 50 x 100	950	280
	<i>*comes with 10 feet attached</i>		
4	200 x 60 x 100		
	<i>*comes with 10 feet attached</i>		

RUST
FINISH


DULUX CUSTOM
SPRAY

GRC

Glass-Reinforced Concrete




RUST



DULUX
CUSTOM
SPRAY

White on White Neutral Grey Shale Grey Concrete Monument Charcoal Night Sky Pale Eucalyptus Terracotta Paperbark Half



PREMIUM
for just \$30 extra

Contemporary design ✓

One third the weight of regular pots ✓

50% stronger than regular pots ✓

A wide variety of shapes and sizes ✓

ELEGANT BIRDBATH

	Dia × H (cm)	VOL	KG	RAW CONCRETE	DULUX CUSTOM	RUST FINISH
	56 × 65	18	16			
<div>    </div>						

Don't see what you need?

We do custom shapes, sizes, & colours,
so give us a call & we'll see what we can do!

Lightweight Terrazzo

Contemporary design ✓

Fibreglass body with a thin shell of terrazzo ✓

Only a quarter the weight of traditional terrazzo ✓

Great for indoor use ✓

Choose your own Premium Dulux Weathershield Colour for an additional \$30

TROUGH



#	<u>L×W×H (cm)</u>	<u>VOL</u>	<u>KG</u>	<u>TERRAZZO FINISH</u>
1	60×25×30	45	4	
2	80×35×37	100	7	
3	100×45×45	200	15	

DIVIDER TROUGH



#	<u>L×W×H (cm)</u>	<u>VOL</u>	<u>KG</u>	<u>TERRAZZO FINISH</u>
1	75×20×60	90	10	
2	85×28×70	167	16	
3	100×35×80	280	24	

CUBE



#	<u>L×W×H (cm)</u>	<u>VOL</u>	<u>KG</u>	<u>TERRAZZO FINISH</u>
1	20×20×20	8	2.5	
2	30×30×30	27	4	
3	40×40×40	64	7	
4	50×50×50	125	11	
5	60×60×60	216	16	
6	70×70×70	343	22	
7	90×90×90	729	36	

TALL TAPERED SQUARE



#	<u>L×W×H (cm)</u>	<u>VOL</u>	<u>KG</u>	<u>TERRAZZO FINISH</u>	<u>DULUX CUSTOM SPRAY</u>
1	30×30×67	45	6		
2	40×40×90	115	13		

TALL SQUARE



#	<u>L×W×H (cm)</u>	<u>VOL</u>	<u>KG</u>	<u>TERRAZZO FINISH</u>	<u>DULUX CUSTOM SPRAY</u>
1	25×25×56	35	6		
2	35×35×78	95	11		
3	45×45×100	200	15		

Lightweight Terrazzo

Contemporary design ✓

Fibreglass body with a thin shell of terrazzo ✓

Only a quarter the weight of traditional terrazzo ✓

Great for indoor use ✓

Choose your own Premium Dulux Weathershield Colour
for an additional \$30

BALL PLANTER




#	<u>Dia × H (cm)</u>	<u>VOL</u>	<u>KG</u>	<u>TERRAZZO FINISH</u>	<u>DULUX CUSTOM SPRAY</u>
1	32 × 25	20	2		
2	54 × 43	60	9		
3	82 × 57	180	15		
4	110 × 72	400	28		

GIANT EGG



#	<u>Dia × H (cm)</u>	<u>VOL</u>	<u>KG</u>	<u>TERRAZZO FINISH</u>	<u>DULUX CUSTOM SPRAY</u>
1	40 × 25	18	1		
2	50 × 30	40	3		
3	60 × 40	85	7		
4	70 × 50	180	10		
5	90 × 80	380	20		
6	110 × 95	720	30		

TALL EGG



#	<u>Dia × H (cm)</u>	<u>VOL</u>	<u>KG</u>	<u>TERRAZZO FINISH</u>	<u>DULUX CUSTOM SPRAY</u>
1	25 × 27	12	2		
2	35 × 39	32	4		
3	44 × 52	65	8		
4	60 × 67	160	12		

WOK BOWL



#	<u>Dia × H (cm)</u>	<u>VOL</u>	<u>KG</u>	<u>TERRAZZO FINISH</u>	<u>DULUX CUSTOM SPRAY</u>
1	30 × 9	2	0.5		
2	40 × 11	4	1		
3	50 × 13	12	3		
4	60 × 18	30	5		
5	70 × 25	65	7		
6	85 × 30	110	11		
7	110 × 40	240	16		

Lightweight Terrazzo

Contemporary design ✓

Fibreglass body with a thin shell of terrazzo ✓

Only a quarter the weight of traditional terrazzo ✓

Great for indoor use ✓

Choose your own Premium Dulux Weathershield Colour
for an additional \$30

TROUGH SAUCER



#	<u>L×W×H (cm)</u>	<u>VOL</u>	<u>KG</u>	<u>TERRAZZO FINISH</u>	<u>DULUX CUSTOM SPRAY</u>
1	65×29×4		2		
2	85×39×4		4		
3	105×49×4		7		

DIVIDER TROUGH SAUCER



#	<u>L×W×H (cm)</u>	<u>VOL</u>	<u>KG</u>	<u>TERRAZZO FINISH</u>	<u>DULUX CUSTOM SPRAY</u>
1	79×24×4		2		
2	89×32×4		4		
3	104×39×4		8		

SQUARE SAUCER



#	<u>L×W×H (cm)</u>	<u>VOL</u>	<u>KG</u>	<u>TERRAZZO FINISH</u>	<u>DULUX CUSTOM SPRAY</u>
1	23×23×4		2		
2	30×30×4		3		
3	42×42×4		4		

ROUND SAUCER



#	<u>L×D (cm)</u>	<u>VOL</u>	<u>KG</u>	<u>TERRAZZO FINISH</u>	<u>DULUX CUSTOM SPRAY</u>
1	20×4		0.8		
2	24×4		1		
3	32×4		1.5		
4	40×4		2		

Atlantis

- Hand-made in Vietnam in a millennia-old tradition ✓
- Double-fired for frost resistance ✓
- Textured glazes evoke shipwrecks and barnacles ✓
- Wide range of shapes, sizes, and styles ✓

FRENCH URN



<u>Dia × H (cm)</u>	<u>VOL</u>	<u>KG</u>	<u>PRICE</u>
49 × 61	95	60	
64 × 83	150	117	

LOTUS POND



<u>Dia × H (cm)</u>	<u>VOL</u>	<u>KG</u>	<u>PRICE</u>
79 × 61	340	72	

PHARAOH



<u>Dia × H (cm)</u>	<u>VOL</u>	<u>KG</u>	<u>PRICE</u>
73 × 106	400	109	

SKORPIO



<u>Dia × H (cm)</u>	<u>VOL</u>	<u>KG</u>	<u>PRICE</u>
72 × 92	330	110	
72 × 92	330	110	

Atlantis

- Hand-made in Vietnam in a millennia-old tradition ✓
- Double-fired for frost resistance ✓
- Textured glazes evoke shipwrecks and barnacles ✓
- Wide range of shapes, sizes, and styles ✓

EGG PLANTER



<u>Dia × H (cm)</u>	<u>VOL</u>	<u>KG</u>	<u>PRICE</u>
26 × 19	15	4	
34 × 24	25	12	
42 × 33	50	20	
54 × 43	110	40	

U PLANTER



<u>Dia × H (cm)</u>	<u>VOL</u>	<u>KG</u>	<u>PRICE</u>
26 × 41	20	10	
34 × 50	30	20	
44 × 55	60	30	
54 × 68	140	45	
68 × 80	200	70	

CRUCIBLE



<u>Dia × H (cm)</u>	<u>VOL</u>	<u>KG</u>	<u>PRICE</u>
26 × 42	20	10	
34 × 49	30	20	

CONGO



<u>Dia × H (cm)</u>	<u>VOL</u>	<u>KG</u>	<u>PRICE</u>
40 × 40	7	16	

Atlantis

- Hand-made in Vietnam in a millennia-old tradition ✓
- Double-fired for frost resistance ✓
- Textured glazes evoke shipwrecks and barnacles ✓
- Wide range of shapes, sizes, and styles ✓

ROMAN JAR



<u>Dia×H (cm)</u>	<u>VOL</u>	<u>KG</u>	<u>PRICE</u>
48×96	150	60	
52×104	200	70	
60×118	250	105	

Also available in our Premium Glaze range.

KOS JAR



<u>Dia×H (cm)</u>	<u>VOL</u>	<u>KG</u>	<u>PRICE</u>
49×105	210	85	
64×125	270	130	

OPEN JAR



<u>Dia×H (cm)</u>	<u>VOL</u>	<u>KG</u>	<u>PRICE</u>
53×79	200	58	
68×87	260	110	

Atlantis

- Hand-made in Vietnam in a millennia-old tradition ✓
- Double-fired for frost resistance ✓
- Textured glazes evoke shipwrecks and barnacles ✓
- Wide range of shapes, sizes, and styles ✓

PLUTO



<u>Dia × H (cm)</u>	<u>VOL</u>	<u>KG</u>	<u>PRICE</u>
56 × 62	180	52	
74 × 80	275	128	

TALL U PLANTER



<u>Dia × H (cm)</u>	<u>VOL</u>	<u>KG</u>	<u>PRICE</u>
38 × 48	30	55	
40 × 70	60	70	
37 × 85	90	105	

BEEHIVE JAR



<u>Dia × H (cm)</u>	<u>VOL</u>	<u>KG</u>	<u>PRICE</u>
52 × 60	55	35	
56 × 72	90	50	
62 × 84	120	70	

TALL EGG PLANTER



<u>Dia × H (cm)</u>	<u>VOL</u>	<u>KG</u>	<u>PRICE</u>
46 × 54	70	42	
48 × 71	110	57	
48 × 87	150	69	

Also available in our Premium Glaze range.

Atlantis

- Hand-made in Vietnam in a millennia-old tradition ✓
- Double-fired for frost resistance ✓
- Textured glazes evoke shipwrecks and barnacles ✓
- Wide range of shapes, sizes, and styles ✓

TOGGLE POT



<u>Dia × H (cm)</u>	<u>VOL</u>	<u>KG</u>	<u>PRICE</u>
30 × 57	30	18	
35 × 69	60	27	
39 × 81	90	46	

PRESERVING JAR



<u>Dia × H (cm)</u>	<u>VOL</u>	<u>KG</u>	<u>PRICE</u>
63 × 65	150	66	

ALIBABA



<u>Dia × H (cm)</u>	<u>VOL</u>	<u>KG</u>	<u>PRICE</u>
58 × 87	200	59	

APOLLO JAR



<u>Dia × H (cm)</u>	<u>VOL</u>	<u>KG</u>	<u>PRICE</u>
66 × 85	250	90	

Atlantis

Hand-made in Vietnam in a millennia-old tradition
Double-fired for frost resistance
Textured glazes evoke shipwrecks and barnacles
Wide range of shapes, sizes, and styles

WATER JAR



<u>Dia × H (cm)</u>	<u>VOL</u>	<u>KG</u>	<u>PRICE</u>
44 × 49	70	24	
47 × 69	130	40	
47 × 88	180	52	

EGYPTIAN



<u>Dia × H (cm)</u>	<u>VOL</u>	<u>KG</u>	<u>PRICE</u>
44 × 68	130	34	

TEMPLE JAR



<u>Dia × H (cm)</u>	<u>VOL</u>	<u>KG</u>	<u>PRICE</u>
28 × 50	20	16	
33 × 60	35	19	
43 × 64	65	34	

The large is also available in our Premium Glaze range.

SAMOS



<u>Dia × H (cm)</u>	<u>VOL</u>	<u>KG</u>	<u>PRICE</u>
39 × 86	90	38	

Atlantis

- Hand-made in Vietnam in a millennia-old tradition ✓
- Double-fired for frost resistance ✓
- Textured glazes evoke shipwrecks and barnacles ✓
- Wide range of shapes, sizes, and styles ✓

HERB GARDEN



<u>Dia × H (cm)</u>	<u>VOL</u>	<u>KG</u>	<u>PRICE</u>
90 × 48	130	83	

PALM PLANTER



<u>Dia × H (cm)</u>	<u>VOL</u>	<u>KG</u>	<u>PRICE</u>
94 × 60	380	107	

STEW POT



<u>Dia × H (cm)</u>	<u>VOL</u>	<u>KG</u>	<u>PRICE</u>
95 × 70	400	100	

OPIUM JAR



<u>Dia × H (cm)</u>	<u>VOL</u>	<u>KG</u>	<u>PRICE</u>
88 × 81	430	140	

Atlantis

- Hand-made in Vietnam in a millennia-old tradition ✓
- Double-fired for frost resistance ✓
- Textured glazes evoke shipwrecks and barnacles ✓
- Wide range of shapes, sizes, and styles ✓

DRUM PLANTER



<u>Dia × H (cm)</u>	<u>VOL</u>	<u>KG</u>	<u>PRICE</u>
18 × 23	5	3.5	
28 × 33	15	11	

JULIET PLANTER



<u>Dia × H (cm)</u>	<u>VOL</u>	<u>KG</u>	<u>PRICE</u>
21 × 16	5	2.5	
31 × 26	15	7	

BUTTON PLANTER



<u>Dia × H (cm)</u>	<u>VOL</u>	<u>KG</u>	<u>PRICE</u>
24 × 12	5	3	
34 × 18	15	7	

HIGH BOWL



<u>Dia × H (cm)</u>	<u>VOL</u>	<u>KG</u>	<u>PRICE</u>
50 × 20	15	15	
58 × 25	20	25	

LOW BOWL



<u>Dia × H (cm)</u>	<u>VOL</u>	<u>KG</u>	<u>PRICE</u>
50 × 14	10	15	
58 × 18	20	25	

Atlantis

- Hand-made in Vietnam in a millennia-old tradition ✓
- Double-fired for frost resistance ✓
- Textured glazes evoke shipwrecks and barnacles ✓
- Wide range of shapes, sizes, and styles ✓

DIPPING JAR



<u>Dia × H (cm)</u>	<u>VOL</u>	<u>KG</u>	<u>PRICE</u>
40 × 32	20	16	

PARLOUR POT



<u>Dia × H (cm)</u>	<u>VOL</u>	<u>KG</u>	<u>PRICE</u>
38 × 36	15	15	
44 × 38	20	18	

The small is also available in our Premium Glaze range.

OSRAM



<u>Dia × H (cm)</u>	<u>VOL</u>	<u>KG</u>	<u>PRICE</u>
32 × 32	15	10	

MENTOR



<u>Dia × H (cm)</u>	<u>VOL</u>	<u>KG</u>	<u>PRICE</u>
30 × 35	10	10	

OLYMPIA



<u>Dia × H (cm)</u>	<u>VOL</u>	<u>KG</u>	<u>PRICE</u>
35 × 59	10	19	

Atlantis

- Hand-made in Vietnam in a millennia-old tradition ✓
- Double-fired for frost resistance ✓
- Textured glazes evoke shipwrecks and barnacles ✓
- Wide range of shapes, sizes, and styles ✓

SPRING BOWL



<u>Dia × H (cm)</u>	<u>VOL</u>	<u>KG</u>	<u>PRICE</u>
43 × 20		10	

SENTRY



	<u>VOL</u>	<u>KG</u>	<u>PRICE</u>
78 × 149	600	168	

WELL JAR



<u>Dia × H (cm)</u>	<u>VOL</u>	<u>KG</u>	<u>PRICE</u>
30 × 33	6	12	

PETRIFIED FOOT



<u>Dia × H (cm)</u>	<u>VOL</u>	<u>KG</u>	<u>PRICE</u>
40 × 18 × 18		7	

Thai Limestone

Hand-made in Thailand in a millennia-old tradition ✓

Textured glazes evoke a sense of age and class ✓

Wide range of shapes, sizes, and styles ✓



Hand-made in Thailand in a millennia-old tradition ✓
Textured glazes evoke a sense of age and class ✓
Wide range of shapes, sizes, and styles ✓

Thai Limestone

LOTUS BOWL



<u>Dia×H (cm)</u>	<u>VOL</u>	<u>KG</u>	<u>PRICE</u>
92 × 66		10	

CAULDRON



<u>Dia×H (cm)</u>	<u>VOL</u>	<u>KG</u>	<u>PRICE</u>
105 × 83			

STELLA BOWL



<u>Dia×H (cm)</u>	<u>VOL</u>	<u>KG</u>	<u>PRICE</u>
115 × 70	350	110	

PEAR



<u>Dia×H (cm)</u>	<u>VOL</u>	<u>KG</u>	<u>PRICE</u>
60 × 78	175	65	

BARREL



<u>Dia×H (cm)</u>	<u>VOL</u>	<u>KG</u>	<u>PRICE</u>
75 × 65	140	55	

STEWPOT



<u>Dia×H (cm)</u>	<u>VOL</u>	<u>KG</u>	<u>PRICE</u>
70 × 50	120	45	

ESSENCE



<u>Dia×H (cm)</u>	<u>VOL</u>	<u>KG</u>	<u>PRICE</u>
73 × 78	130	90	

TORQUELSTONE



<u>Dia×H (cm)</u>	<u>VOL</u>	<u>KG</u>	<u>PRICE</u>
70 × 60	130	4	

FLUTED TORQUELSTONE



<u>Dia×H (cm)</u>	<u>VOL</u>	<u>KG</u>	<u>PRICE</u>
85 × 85 × 70			

Thai Limestone

Hand-made in Thailand in a millennia-old tradition ✓

Textured glazes evoke a sense of age and class ✓

Wide range of shapes, sizes, and styles ✓

GRAND BOWL



Dia x H (cm) VOL KG PRICE

113 x 113 x 68

GRAND ROLL-LIP PLANTER



Dia x H (cm) VOL KG PRICE

100 x 100 x 65

BELL



Dia x H (cm) VOL KG PRICE

90 x 74 135 90

PALM



Dia x H (cm) VOL KG PRICE

110 x 72 700 95

CARAFE



Dia x H (cm) VOL KG PRICE

68 x 92 200 70

LIBERTY



Dia x H (cm) VOL KG PRICE

68 x 80

POOL



Dia x H (cm) VOL KG PRICE

117 x 40 250 45

SANA



Dia x H (cm) VOL KG PRICE

78 x 123



**LOOKING FOR SOMETHING
SILIMAR?**

*CHECK OUT OUR ATLANTIS
RANGE PAGE 23*

Premium Glaze

- Hand-made in Vietnam in a millennia-old tradition ✓
- Double-fired for frost resistance ✓
- Glazes carefully designed for beauty & consistency ✓
- Wide range of shapes and sizes ✓

FRENCH URN



<u>Dia × H (cm)</u>	<u>VOL</u>	<u>KG</u>	<u>PRICE</u>
45 × 50	80	20	
60 × 64	110	47	
68 × 73	150	65	
85 × 95	270	145	

TALL EGG PLANTER



<u>Dia × H (cm)</u>	<u>KG</u>	<u>PRICE</u>
48 × 54	35	
48 × 74	45	
48 × 87	55	

WATER JAR



<u>Dia × H (cm)</u>	<u>KG</u>	<u>PRICE</u>
47 × 54	23	
55 × 65	34	
65 × 87	66	

ROMAN JAR



<u>Dia × H (cm)</u>	<u>KG</u>	<u>PRICE</u>
47 × 95	52	
52 × 101	62	
60 × 117	90	

Premium Glaze

- Hand-made in Vietnam in a millennia-old tradition ✓
- Double-fired for frost resistance ✓
- Glazes carefully designed for beauty & consistency ✓
- Wide range of shapes and sizes ✓

PALACE JAR



<u>Dia×H (cm)</u>	<u>KG</u>	<u>PRICE</u>
83×100	90	

TREE PLANTER



<u>Dia×H (cm)</u>	<u>KG</u>	<u>PRICE</u>
37×35	20	
53×48	50	
77×67	100	

DIMPLE JAR



<u>Dia×H (cm)</u>	<u>KG</u>	<u>PRICE</u>
70×87	32	



Premium Glaze

- Hand-made in Vietnam in a millennia-old tradition ✓
- Double-fired for frost resistance ✓
- Glazes carefully designed for beauty & consistency ✓
- Wide range of shapes and sizes ✓

PARLOUR POT



<u>Dia × H (cm)</u>	<u>KG</u>	<u>PRICE</u>
38 × 35	15	

CODE

TEMPLE JAR



<u>Dia × H (cm)</u>	<u>KG</u>	<u>PRICE</u>
47 × 65	28	

BALL PLANTER



<u>Dia × H (cm)</u>	<u>KG</u>	<u>PRICE</u>
29 × 24	8	
40 × 33	14	
53 × 43	26	
66 × 47	48	

ADOBE JAR



<u>Dia × H (cm)</u>	<u>KG</u>	<u>PRICE</u>
64 × 86	54	

Premium Glaze

Hand-made in Vietnam in a millennia-old tradition ✓

Double-fired for frost resistance ✓

Glazes carefully designed for beauty & consistency ✓

Wide range of shapes and sizes ✓



Aqua | Blue Cloud | Black | Burnt Sugar | Coral | Copper | Graphite | Glacier | Heavy Metal | Lava | Opal Green | Sand | Sapphire | Swamp

Friday 26 September 2025

Fountains

Impressive focal pieces ✓

The sound of water creates a relaxing atmosphere ✓

3-COLUMN GLASS-TOP FOUNTAIN



Black

FOUNTAIN

L×W×H (cm)

KG

PRICE

RECOMMENDED PUMP

(L/hr)

PUMP PRICE

80×80×102

39

2300

Optional Product Accessories

We also sell an appropriate low-voltage pump, the Reeve RP2400LV, for \$229.95.

*Fountains come with a complimentary 1L tub of sealer. Application recommended before use.

COLOSSUS FOUNTAIN



Red Rust

FOUNTAIN

L×W×H (cm)

KG

PRICE

RECOMMENDED PUMP

(L/hr)

PUMP PRICE

70×70×132

32

2300

95×95×172

55

4000

114×114×210

80

4000

Optional Product Accessories

4,000 L/hr low-voltage pump for 114 × 114 × 210 cm and 95 × 95 × 172 cm sizes.

2,300 L/hr low-voltage pump for 70 × 70 × 132 cm size.

*Fountains come with a complimentary 1L tub of sealer. Application recommended before use.

PIAZZA FOUNTAIN



Red Rust

FOUNTAIN

L×W×H (cm)

KG

PRICE

RECOMMENDED PUMP

(L/hr)

PUMP PRICE

110×110×153

45

2300

We recommend an additional purchase of our 2,300 L/hr low-voltage pump.

*Fountains come with a complimentary 1L tub of sealer. Application recommended before use.

Pump Safety Info

We only sell high-quality, low-voltage pumps certified to Australian standards.

All our pumps are low-voltage, either 12 V or 24 V. We'd say that water features and electricity don't mix, but the reality is that they mix all too well—and when they do, you really want that electricity to be low-voltage. 240 V pumps run off mains power and are directly connected to the grid. They're cheaper, but they're a death trap. If your electrician or landscaper insists on a 240 V (mains power) pump in the garden, we recommend you find a new electrician or landscaper.



Fountains

Impressive focal pieces ✓
The sound of water creates a relaxing atmosphere ✓

STAINLESS STEEL BALL FOUNTAIN



FOUNTAIN

RECOMMENDED PUMP

<u>L×W×H (cm)</u>	<u>KG</u>	<u>PRICE</u>	<u>(L/hr)</u>	<u>PUMP PRICE</u>
57×57×106	30		850	

Optional Product Accessories

4,000 L/hr low-voltage pump (\$289.95) for 114 × 114 × 210 cm and 95 × 95 × 172 cm sizes.

2,300 L/hr low-voltage pump (\$229.95) for 70 × 70 × 132 cm size.

*Fountains come with a complimentary 1L tub of sealer. Application recommended before use.

CAST IRON FOUNTAIN



COMPONENT

Dia × H (cm)

PUMP (L/hr)

PRICE

2-TIER FOUNTAIN - MUST HAVE A POND

2-tier cast iron fountain 65 × 145 2300

3'6" rotary-moulded pond 110 × 23

2,300 L/hr low-voltage pump

Combined 2-tier fountain, pond and pump

3-TIER FOUNTAIN - STANDALONE

3-tier cast iron fountain 120 × 205 4000

2,300 L/hr low-voltage pump

Combined 3-tier fountain and pump

3-TIER FOUNTAIN - IN POND

3-tier cast iron fountain 120 × 205 4000

5" rotary-moulded pond 150 × 28

4,000 L/hr low-voltage pump

Combined 3-tier fountain, pond and pump



Black

<u>PUMP (L/hr)</u>	<u>HEAD (m)</u>	<u>KG</u>	<u>VOLTAGE (V)</u>	<u>PUMP PRICE</u>
850	1.5	2	12	
2300	2.0	4	24	
4000	2.5	5	24	

Pump Safety Info

We only sell high-quality, low-voltage pumps certified to Australian standards.



All our pumps are low-voltage, either 12 V or 24 V. We'd say that water features and electricity don't mix, but the reality is that they mix all too well—and when they do, you really want that electricity to be low-voltage. 240 V pumps run off mains power and are directly connected to the grid. They're cheaper, but they're a death trap. If your electrician or landscaper insists on a 240 V (mains power) pump in the garden, we recommend you find a new electrician or landscaper.

We recommend low-voltage pumps.

A 24V shock hurts, but a 240V shock can kill.

240V is mains power. Technically 24V can kill too, but it's *much* less likely. It's not as hard as you might think for children or animals to get to cables, and sometimes the water feature might become electrified. Low voltage gives everyone the best chance.

Pebbles

- White ✓
- Black ✓
- Big ✓
- Small ✓

PEBBLES



<u>SIZE</u>	<u>COLOUR</u>	<u>UNIT OF SALE</u>	<u>PRICE</u>
2.5 – 4 cm	Polished Black	10 kg bags	
2.5 – 4 cm	Quartz White		

Advantages of Custom Spray


COMMERCIAL GRADE FINISH

Strongly recommended for Australian conditions
after 25 years in business.

5 REASONS WHY CUSTOM SPRAY IS THE BEST FINISH



1. **Your choice of great colours**, like our best-selling charcoal, Dulux White-on-White, or Colorbond Monument. We can do any colour in the Dulux or Colorbond ranges, as well as most other ranges. Matching to a project or existing installation is easy.
2. **Colours are consistent and won't fade over time, unlike most infused colours and inferior paints.** We use Australian Dulux Weathershield, giving our custom spray Dulux's 15-year guarantee against blistering, peeling, or flaking. Weathershield is also renowned for its durability and colour quality.
3. **Easy cleaning**, despite harsh Australian conditions leading to dust and grime build-up. Weathershield can be easily cleaned with soap and water.
4. **Repair is easy too**, should your pots be damaged. Most will never need it, but if something does somehow manage to damage your pot, some builders' bog and a lick of Weathershield and your pot will be good as new.
5. **Watering needs are reduced**, as the paint seals the pot surface against evaporation.




Helps Prevent These Aesthetic Effects

Helps prevent efflorescence, the white leaching bloom that appears on wet masonry and ceramics as water dissolves salts and minerals from fertiliser and concrete products and carries them through to the surface.

Helps prevent crazing, the fine web of tiny, shallow cracks that can form on ceramics, concrete, mud, and even wood.

Conceals the non-structural cracking that will occur in all concrete-based products due to shrinkage and expansion.


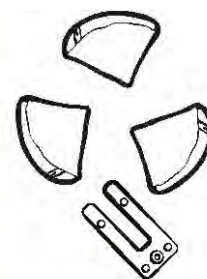
Cannot be washed out or leached away, unlike factory infused colours.



Planting Guide

Pots need good drainage. Water trapped in the pot can cause cosmetic damage or even structural failure. It will also drown your plants.

No.	DO	DON'T
1	Do choose plants that are suitable to growing in pots.	Don't choose plants with invasive root systems. Some plants can break any pot.
2	Do raise the pot on feet so that water can flow freely away from the drainage holes. Do adjust the feet and pot to remove any rocking. Add window packers, if necessary.	Don't set the base of the pot directly on the ground or floor. This encourages silt to block the drainage holes. Don't add planting material into the pot before adding any necessary packers. It's much too difficult to add them afterward.
3	Do make sure the pot has clear, open, unblocked drainage holes.	Don't block or seal the drainage holes.
4	Do seal the inside surface with bitumen sealer. This prevents cosmetic damage from water soaking through the pot walls.	Don't line the pot with corflute or plywood.
5	Do cover the drainage holes with a <i>single</i> layer of fibreglass flyscreen. Do make sure the holes in the flyscreen are at least 1.5 mm wide. Do make sure the flyscreen still covers the drainage holes when blue metal is added (in step 6).	Don't use shadecloth, or flyscreen with tiny holes. It will clog up. Don't use multiple layers. They will clog. Don't use metal flyscreen. It will corrode and break. Don't use geofabric. Geofabric retains water, preventing drainage. Shadecloth, silt fence, and weed mat will all clog and prevent drainage too. Using any of these will void your warranty. Only use flyscreen.
6	Do fill the bottom of the pot with a 50 mm layer of 10 mm blue metal (a type of gravel). This will allow free drainage and keep potting mix from blocking up the fly screen or drainage holes.	Don't put foam or styrofoam in the pot to make the planted pot lighter. The foam will compact and block. Don't use sand to help drainage. The sand will compact, preventing water from draining freely.
7	Do put the potting mix directly onto the gravel.	Don't add another layer of flyscreen.
8	Do use a good quality premium potting mix. Potting mix is designed to drain freely, unlike soil or planting mix.	Don't use soil. Soil compacts and hardens, preventing water from draining. Don't mix soil into potting mix to make it go further.



The above information is based on many years of first-hand experience in the modern pot industry and many centuries of collective wisdom growing plants in pots. In the end they're all about letting water escape the pot. For further information, please see our online planting guide at <https://www.potswholesaledirect.com.au/pot-care-guide/> or our terms and conditions at <https://www.potswholesaledirect.com.au/terms-and-conditions/>

Friday 26 September 2025