

Catalogue

**BEST
SELLING
RANGE**



StoneLite GRC



GRC



Lightweight Terrazzo



Atlantis




Thai Limestone



Premium Glaze



Fountains



Custom Pots

- DELIVERY AUSTRALIA WIDE DIRECT TO PUBLIC
- BEST PRICES AND QUALITY MATERIALS

- CELEBRATING 30 YEARS IN BUSINESS
- COMMERCIAL AND RESIDENTIAL

Wed 25 September 2024




CUSTOM

We create custom sizes and offer custom Australian Dulux colours for commercial customers who require custom options.



QUALITY

We are involved in the Actual Design of each pot and pride ourselves on Quality Assurance to deliver you consistent Top Quality durability.



EXPERIENCE

With over 30 years experience leading the industry we have the answers you need to get the job done right and protect your investment.



BEST PRICES

We have the Best Priced Pots in Australia and by cutting out the middleman we pass on all the savings to you. So Call Us and Order Today.

Custom Shapes & Sizes

- Available in our StoneLite and GRC ranges
- Can be made to your specifications
- With our StoneLite range we have the shortest lead-time in the Australian industry

Custom Australian Dulux® Colours

- Available in our StoneLite, GRC, and Lightweight Terrazzo ranges
- We use Australian Dulux, including WeatherShield, in the colour of your choice
- Robust, durable finish, guaranteed by Dulux for 15 years against fading or peeling
 - Easy clean
 - Easy repair after vandalism
 - Colour match to your project

5 REASONS WHY CUSTOM SPRAY IS THE BEST FINISH



- 1. Your choice of great colours**, like our best-selling charcoal, Dulux® "White-on-White", or Colorbond® "Monument". We can do any colour in the Dulux® or Colorbond® ranges, as well as most other ranges. Matching to a project or existing installation is easy.
- 2. Colours are consistent and won't fade over time, unlike most infused colours and inferior paints.** We use Australian Dulux® paints, including Weathershield, giving our custom spray Dulux's 15-year guarantee against blistering, peeling, or flaking. Dulux® is also renowned for its durability and colour quality.
- 3. Easy cleaning**, despite harsh Australian conditions leading to dust and grime build-up. The surface can be easily cleaned with soap and water.
- 4. Repair is easy too**, should your pots be damaged. Most will never need it, but if something does somehow manage to damage your pot, some builders' bog and a fresh lick of paint and your pot will be good as new.
- 5. Watering needs are reduced**, as the paint seals the pot surface against evaporation.



Helps Prevent These Aesthetic Effects

Helps prevent efflorescence, the white leaching bloom that appears on wet masonry and ceramics as water dissolves salts and minerals from fertiliser and concrete products and carries them through to the surface.

Helps prevent crazing, the fine web of tiny, shallow cracks that can form on ceramics, concrete, mud, and even wood.

Conceals the non-structural cracking that will occur in all concrete-based products due to shrinkage and expansion.

Cannot be washed out or leached away, unlike factory infused colours.



StoneLite

Up To **40% Off** This Range



- Contemporary design ✓
- One third the weight of regular pots ✓
- 50% stronger than regular pots ✓
- A wide variety of shapes and sizes ✓

Raw Concrete



Dulux Custom Spray: White on White | Concrete | Monument | Charcoal | Night Sky



Choose your own Premium Dulux Weathershield Colour for an additional \$30

A LOT OF THESE PRODUCTS CAN BE MATCHED WITH THE CUBES AND TALL SQUARES ON THE NEXT PAGE

TROUGH



100L x 45W x 45H - Custom Charcoal

A LOT OF THESE SIZES CAN BE EXTENDED IN LENGTH WITH OUR MATCHING CUBES & TALL SQUARES, ON PAGE 5

DIVIDER TROUGH

(up to 60 cm width, with height)



100L x 35W x 80H - White-on-White

#	L x W x H (cm)	VOL	KG	CODE	RAW	DULUX
					CONCRETE	CUSTOM SPRAY
1	60 x 28 x 28	47	9			
2	80 x 35 x 35	98	15			
3	75 x 20 x 60	90	16			
4	100 x 30 x 40 #1 BEST SELLER	120	20			
5	60 x 25 x 70	105	21			
6	100 x 45 x 45 BEST SELLER	203	30			
7	85 x 28 x 70	167	26			
8	100 x 35 x 80 BEST SELLER	280	40			
9	80 x 32 x 90	230	42			
10	120 x 50 x 50	300	38			
11	120 x 60 x 60	432	50			
12	150 x 50 x 50	375	49			
13	160 x 40 x 45	288	48			
14	100 x 40 x 100	400	65			
15	102 x 40 x 102	416	63			
16	150 x 60 x 70	630	65			
17	100 x 50 x 100 BEST SELLER	500	70			
18	100 x 60 x 100	600	75			
19	200 x 50 x 50	500	85			
20	200 x 50 x 60	600	90			
CONSIDER THESE ITEMS FROM OUR GRC RANGE						
21	150 x 50 x 100	715	190			
	<i>*comes with 8 feet attached</i>					
22	150 x 60 x 100	855	200			
	<i>*comes with 8 feet attached</i>					
23	200 x 50 x 100	950	280			
	<i>*comes with 10 feet attached</i>					
24	200 x 60 x 100					
	<i>*comes with 10 feet attached</i>					

StoneLite

Up To **40% Off** This Range



- Contemporary design ✓
- One third the weight of regular pots ✓
- 50% stronger than regular pots ✓
- A wide variety of shapes and sizes ✓

Raw Concrete



Dulux Custom Spray: White on White | Concrete | Monument | Charcoal | Night Sky



Choose your own Premium Dulux Weathershield Colour for an additional \$30

CUBE



MIX AND MATCH WITH OUR TROUGHS, ON PAGE 4, FOR A CUSTOMISABLE LANDSCAPING SOLUTION

#	LxWxH(cm)	Vol(L)	KG	Raw Concrete RRP Our Price	Dulux Custom Spray RRP Our Price
1.	25 × 25 × 25	8	4		
2.	28 × 28 × 28	22	5		
3.	30 × 30 × 30	27	6		
4.	35 × 35 × 35	43	8		
5.	40 × 40 × 40	64	10		
6.	45 × 45 × 45	91	14		
7.	50 × 50 × 50	125	17		
8.	60 × 60 × 60	216	25		
9.	70 × 70 × 70	343	32		
10.	80 × 80 × 80	512	512		
11.	90 × 90 × 90	729	88		

SQUARE PLANTER



#	LxWxH(cm)	Vol(L)	KG	
12.	90 x 90 x 90	486	48	NA
13.	90 x 90 x 100	810	92	NA
14.	100 x 100 x 100	950	350	NA
15.	150 x 150 x 100	2138	500	NA
16.	200 x 200 x 100	3800	700	NA

CONSIDER THESE ITEMS FROM OUR GRC RANGE ON PAGE 17

TALL SQUARE



#	LxWxH(cm)	Vol(L)	KG
17.	20 × 20 × 50	20	5
18.	20 × 20 × 60	24	6
19.	26 × 26 × 60	41	9
20.	28 × 28 × 70	55	11
21.	30 × 30 × 40	36	7
22.	32 × 32 × 90	92	14
23.	33 × 33 × 70	77	13
24.	35 × 35 × 80	98	16
25.	40 × 40 × 80	128	18
26.	40 × 40 × 100	160	20
27.	48 × 48 × 102	235	27
28.	50 × 50 × 100	250	28
29.	60 × 60 × 100	360	40

TALL TAPERED SQUARE



#	LxWxH(cm)	Vol(L)	KG
30.	25 × 25 × 45	29	7
31.	30 × 30 × 55	50	9
32.	36 × 36 × 66	85	13
33.	44 × 44 × 92	178	22

StoneLite

Up To **40% Off** This Range



- Contemporary design ✓
- One third the weight of regular pots ✓
- 50% stronger than regular pots ✓
- A wide variety of shapes and sizes ✓

Raw Concrete



Dulux Custom Spray: White on White | Concrete | Monument | Charcoal | Night Sky



Choose your own Premium Dulux Weathershield Colour for an additional \$30

CHOPPED TUB



#	<u>Dia × H (cm)</u>	<u>VOL</u>	<u>KG</u>	<u>RAW CONCRETE</u>	<u>DULUX CUSTOM SPRAY</u>
1	30 × 22	15	3		
2	36 × 26	27	5		
3	42 × 30	40	6		
4	48 × 34	60	8		
5	56 × 40	100	12		
6	75 × 54	240	23		
7	90 × 64	405	34		
8	100 × 72	565	44		
9	112 × 80	790	61		

TUB



#	<u>Dia × H (cm)</u>	<u>VOL</u>	<u>KG</u>	<u>RAW CONCRETE</u>	<u>DULUX CUSTOM SPRAY</u>
10	30 × 30	20	4		
11	36 × 36	35	7		
12	42 × 42	58	9		
13	48 × 48	85	12		
14	56 × 56	140	15		
15	75 × 75	330	30		
16	90 × 90	570	50		
17	100 × 100	785	65		
18	112 × 112	1100	95		

TALL TUB



#	<u>Dia × H (cm)</u>	<u>VOL</u>	<u>KG</u>	<u>RAW CONCRETE</u>	<u>DULUX CUSTOM SPRAY</u>
19	36 × 43	39	8		
20	42 × 50	67	11		
21	48 × 58	97	15		
22	56 × 67	160	19		
23	75 × 90	370	35		

StoneLite

Up To **40% Off** This Range



- Contemporary design ✓
- One third the weight of regular pots ✓
- 50% stronger than regular pots ✓
- A wide variety of shapes and sizes ✓

Raw Concrete



Dulux Custom Spray: White on White | Concrete | Monument | Charcoal | Night Sky



Choose your own Premium Dulux Weathershield Colour for an additional \$30

CYLINDER



#	<u>Dia × H (cm)</u>	<u>VOI</u>	<u>KG</u>	<u>RAW CONCRETE</u>	<u>DULUX CUSTOM SPRAY</u>
1	30 × 30	20	5		
2	36 × 36	35	7		
3	42 × 42	60	10		
4	48 × 48	87	14		
5	56 × 56	140	19		
6	75 × 75	330	37		
7	90 × 90	575	66		
8	100 × 100	785	82		\$899.95

TALL CYLINDER



#	<u>Dia × H (cm)</u>	<u>VOI</u>	<u>KG</u>	<u>RAW CONCRETE</u>	<u>DULUX CUSTOM SPRAY</u>
1	30 × 54	38	7		
2	36 × 65	66	11		
3	42 × 75	100	16		
4	48 × 86	155	22		
5	56 × 100	245	29		

CYLINDER CLUSTER 56W



#	<u>Dia × H (cm)</u>	<u>VOI</u>	<u>KG</u>	<u>RAW CONCRETE</u>	<u>DULUX CUSTOM SPRAY</u>
1	56 × 56	130	19		
2	56 × 78	190	28		
3	56 × 100	230	29		

CYLINDER CLUSTER 42W



#	<u>Dia × H (cm)</u>	<u>VOI</u>	<u>KG</u>	<u>RAW CONCRETE</u>	<u>DULUX CUSTOM SPRAY</u>
1	42 × 42	50	10		
2	42 × 59	80	12		
3	42 × 75	100	16		

StoneLite

Up To **40% Off** This Range



- Contemporary design ✓
- One third the weight of regular pots ✓
- 50% stronger than regular pots ✓
- A wide variety of shapes and sizes ✓

Raw Concrete



Dulux Custom Spray: White on White | Concrete | Monument | Charcoal | Night Sky



Choose your own Premium Dulux Weathershield Colour for an additional \$30

SHORT CYLINDER



#	<u>Dia × H (cm)</u>	<u>VOL</u>	<u>KG</u>	<u>RAW CONCRETE</u>	<u>DULUX CUSTOM SPRAY</u>
1	56 × 26	60	15		
2	75 × 35	150	25		
3	90 × 42	260	35		
4	100 × 47	355	45		
5	112 × 53	510	55		

ROMANO ROUND



#	<u>Dia × H (cm)</u>	<u>VOL</u>	<u>KG</u>	<u>RAW CONCRETE</u>	<u>DULUX CUSTOM SPRAY</u>
1	20 × 27	9	3		
2	27 × 36	21	4		
3	37 × 48	52	8		
4	52 × 54	115	13		

CRUCIBLE



#	<u>Dia × H (cm)</u>	<u>VOL</u>	<u>KG</u>	<u>RAW CONCRETE</u>	<u>DULUX CUSTOM SPRAY</u>
1	30 × 50	30	5		
2	40 × 60	60	9		
3	50 × 70	115	15		
4	60 × 80	190	21		

BULLET PLANTER



#	<u>Dia × H (cm)</u>	<u>VOL</u>	<u>KG</u>	<u>RAW CONCRETE</u>	<u>DULUX CUSTOM SPRAY</u>
1	34 × 60	55	8		
2	44 × 80	122	13		
3	54 × 100	230	23		

StoneLite

Up To **40% Off** This Range



- Contemporary design ✓
- One third the weight of regular pots ✓
- 50% stronger than regular pots ✓
- A wide variety of shapes and sizes ✓

Raw Concrete



Dulux Custom Spray: White on White | Concrete | Monument | Charcoal | Night Sky



Choose your own Premium Dulux Weathershield Colour for an additional \$30

TALL EGG



#	Dia x H (cm)	VOL	KG	<u>RAW CONCRETE</u>	<u>DULUX CUSTOM SPRAY</u>
1	25 x 27	12	3		
2	35 x 39	32	5		
3	44 x 52	65	8		
4	52 x 60	105	11		
5	60 x 67	160	15		

GIANT EGG



#	Dia x H (cm)	VOL	KG	<u>RAW CONCRETE</u>	<u>DULUX CUSTOM SPRAY</u>
1	75 x 63	225	24		
2	90 x 75	385	35		
3	112 x 92	725	80		

Our StoneLite giant eggs come with adequate drainage built into the base, and as such do not require pot feet.

SQUAT EGG



#	Dia x H (cm)	VOL	KG	<u>RAW CONCRETE</u>	<u>DULUX CUSTOM SPRAY</u>
1	34 x 30	25	5		
2	42 x 36	45	7		
3	50 x 44	78	10		
4	57 x 48	110	13		
5	65 x 52	155	18		

ISABELLA



#	Dia x H (cm)	VOL	KG	<u>RAW CONCRETE</u>	<u>DULUX CUSTOM SPRAY</u>
1	30 x 31	20	4		
2	40 x 42	50	7		
3	53 x 55	120	14		

StoneLite

Up To **40% Off** This Range



- Contemporary design ✓
- One third the weight of regular pots ✓
- 50% stronger than regular pots ✓
- A wide variety of shapes and sizes ✓

Raw Concrete



Dulux Custom Spray: White on White | Concrete | Monument | Charcoal | Night Sky



Choose your own Premium Dulux Weathershield Colour for an additional \$30

FRENCH U PLANTER



#	<u>Dia × H (cm)</u>	<u>VOL</u>	<u>KG</u>
1	25 × 25	12	3
2	30 × 30	20	4
3	40 × 40	50	8
4	50 × 50	100	13

<u>RAW CONCRETE</u>	<u>DULUX CUSTOM SPRAY</u>
---------------------	---------------------------

PROVENCE URN



#	<u>Dia × H (cm)</u>	<u>VOL</u>	<u>KG</u>
1	28 × 33	15	4
2	38 × 45	38	8
3	52 × 60	95	14

<u>RAW CONCRETE</u>	<u>DULUX CUSTOM SPRAY</u>
---------------------	---------------------------

PLAIN ANDUZE URN



#	<u>Dia × H (cm)</u>	<u>VOL</u>	<u>KG</u>
1	48 × 53	20	13
2	60 × 66	45	25
3	74 × 81	160	33
4	91 × 100	300	56

<u>RAW CONCRETE</u>	<u>DULUX CUSTOM SPRAY</u>
---------------------	---------------------------

LOTUS PLANTER



#	<u>Dia × H (cm)</u>	<u>VOL</u>	<u>KG</u>
1	28 × 20	10	3
2	36 × 25	20	5
3	46 × 32	45	7
4	58 × 40	100	12
5	72 × 50	190	20
6	89 × 60	380	35
7	112 × 72	650	60

<u>RAW CONCRETE</u>	<u>DULUX CUSTOM SPRAY</u>
---------------------	---------------------------

StoneLite

Up To **40% Off** This Range



- Contemporary design ✓
- One third the weight of regular pots ✓
- 50% stronger than regular pots ✓
- A wide variety of shapes and sizes ✓

Raw Concrete



Dulux Custom Spray: White on White | Concrete | Monument | Charcoal | Night Sky



Choose your own Premium Dulux Weathershield Colour for an additional \$30

BUNG PLANTER



#	<u>Dia × H (cm)</u>	<u>VOL</u>	<u>KG</u>	<u>RAW CONCRETE</u>	<u>DULUX CUSTOM SPRAY</u>
1	28 × 29	15	3		
2	38 × 39	40	6		
3	48 × 48	77	10		
4	60 × 60	150	16		
5	75 × 75	290	26		
6	100 × 100	500	60		



BALL PLANTER



#	<u>Dia × H (cm)</u>	<u>VOL</u>	<u>KG</u>	<u>RAW CONCRETE</u>	<u>DULUX CUSTOM SPRAY</u>
1	28 × 21	9	2		
2	40 × 30	26	5		
3	54 × 40	60	9		
4	82 × 57		28		
5	110 × 72		50		

StoneLite

Up To **40% Off** This Range



- Contemporary design ✓
- One third the weight of regular pots ✓
- 50% stronger than regular pots ✓
- A wide variety of shapes and sizes ✓

Raw Concrete



Dulux Custom Spray: White on White | Concrete | Monument | Charcoal | Night Sky



Choose your own Premium Dulux Weathershield Colour for an additional \$30

ROMANO LOW BOWL



#	<u>Dia x H (cm)</u>	<u>VOL</u>	<u>KG</u>	<u>CODE</u>	<u>RAW CONCRETE</u>	<u>DULUX CUSTOM SPRAY</u>
1	33 x 14	6	3	81028_33		
2	42 x 18	12	5	81028_42		

WOK BOWL




#	<u>Dia x H (cm)</u>	<u>VOL</u>	<u>KG</u>	<u>RAW CONCRETE</u>	<u>DULUX CUSTOM SPRAY</u>
1	70 x 30	65	8		
2	95 x 35	120	15		
3	115 x 40	250	28		

DEEP BOWL



#	<u>Dia x H (cm)</u>	<u>VOL</u>	<u>KG</u>	<u>RAW CONCRETE</u>	<u>DULUX CUSTOM SPRAY</u>
1	25 x 11	3	2		
2	30 x 13	6	3		
3	36 x 16	11	4		
4	42 x 19	18	5		
5	48 x 22	30	6		
6	56 x 25	45	9		
7	75 x 33	108	16		
8	90 x 40	190	22		
9	100 x 45	270	30		
10	112 x 50	380	40		

TREE PLANTER



#	<u>Dia x H (cm)</u>	<u>VOL</u>	<u>KG</u>	<u>RAW CONCRETE</u>	<u>DULUX CUSTOM SPRAY</u>
1	35 x 31	30	5		
2	45 x 40	55	8		
3	55 x 49	95	12		
4	69 x 61	200	19		
5	88 x 76	405	38		

StoneLite

Up To **40% Off** This Range



- Contemporary design ✓
- One third the weight of regular pots ✓
- 50% stronger than regular pots ✓
- A wide variety of shapes and sizes ✓

Raw Concrete



Dulux Custom Spray: White on White | Concrete | Monument | Charcoal | Night Sky



Choose your own Premium Dulux Weathershield Colour for an additional \$30

CLASSIC URN & PEDESTAL



#	(cm)	VOL	KG
	Dia × H (cm)		
1	54 × 45	25	15
	(L × W × H)		
2	34 × 34 × 51		14

DULUX CUSTOM SPRAY

ORNATE URN & PEDESTAL



#	(cm)	VOL	KG
	Dia × H (cm)		
1	57 × 54	40	20
	(L × W × H)		
2	45 × 45 × 45		16

DULUX CUSTOM SPRAY

ROMANO LOW SQUARE



#	L × W × H (cm)	VOL	KG
1	33 × 33 × 14	10	4
2	42 × 42 × 18	18	7

RAW CONCRETE DULUX CUSTOM SPRAY

GRC Glass-Reinforced Concrete

- Contemporary design ✓
- Fine concrete reinforced with fibreglass ✓
- Half the weight but double the strength of normal pots ✓
- Can be ordered in custom sizes and shapes ✓

Choose your own Premium Dulux Weathershield Colour for an additional \$30

TROUGH



#	<u>L×W×H (cm)</u>	<u>VOL</u>	<u>KG</u>	<u>RUST FINISH</u>	<u>DULUX CUSTOM SPRAY</u>
1	60×30×32	56	9.5		
2	80×36×38	108	15.5		
3	100×42×44	180	25		
4	100×45×45	200	26		
5	115×48×50	270	36		

DIVIDER TROUGH



#	<u>L×W×H (cm)</u>	<u>VOL</u>	<u>KG</u>	<u>RUST FINISH</u>
1	75×20×60	90	20	
2	85×28×70	167	30	
3	100×35×80	280	50	

CUBE



#	<u>L×W×H (cm)</u>	<u>VOL</u>	<u>KG</u>	<u>RUST FINISH</u>	<u>DULUX CUSTOM SPRAY</u>
1	30×30×32	28	5		
2	36×36×38	49	8.5		
3	42×42×44	77	10		
4	48×48×48	110	14		
5	57×57×57	185	24		

GIANT WOK BOWL



<u>Dia×H (cm)</u>	<u>VOL</u>	<u>KG</u>	<u>RUST FINISH</u>	<u>DULUX CUSTOM SPRAY</u>
130×40		120		
* Diameter of the base 54 cm and the rim is 25cm				
155×45		160		
* Diameter of the base 70 cm and the rim is 30cm				
200×50		200		
* Diameter of the base 80 cm and the rim is 30cm				
*Feet should not be used				

GRC

Glass-Reinforced Concrete

- Contemporary design ✓
 - Fine concrete reinforced with fibreglass ✓
 - Half the weight but double the strength of normal pots ✓
 - Can be ordered in custom sizes and shapes ✓
- Choose your own Premium Dulux Weathershield Colour for an additional \$30

WOK BOWL



#	<u>Dia × H (cm)</u>	<u>VOL</u>	<u>KG</u>	<u>RUST FINISH</u>	<u>DULUX CUSTOM SPRAY</u>
1	70 × 30	65	10		
2	95 × 35	120	18		
3	115 × 40	250	23		
4	45 × 45 × 55				

TALL EGG



#	<u>Dia × H (cm)</u>	<u>VOL</u>	<u>KG</u>	<u>RUST FINISH</u>	<u>DULUX CUSTOM SPRAY</u>
1	39 × 38	20	5		
2	48 × 47	40	7.5		
3	57 × 56	75	13		
4	72 × 69	120	20		

BULLET PLANTER



#	<u>Dia × H (cm)</u>	<u>VOL</u>	<u>KG</u>	<u>RUST FINISH</u>	<u>DULUX CUSTOM SPRAY</u>
1	32 × 62	55	4		
2	42 × 77	122	10		
3	54 × 100	230	22		

CYLINDER



#	<u>Dia × H (cm)</u>	<u>VOL</u>	<u>KG</u>	<u>RUST FINISH</u>
1	30 × 30	20	7	
2	36 × 36	35	10	
3	42 × 42	60	15	
4	48 × 48	87	20	
5	56 × 56	140	25	

GRC

Glass-Reinforced Concrete

- Contemporary design ✓
- Fine concrete reinforced with fibreglass ✓
- Half the weight but double the strength of normal pots ✓
- Can be ordered in custom sizes and shapes ✓

Choose your own Premium Dulux Weathershield Colour for an additional \$30

BELL PLANTER



#	<u>Dia × H (cm)</u>	<u>VOL</u>	<u>KG</u>	<u>RUST FINISH</u>	<u>DULUX CUSTOM SPRAY</u>
1	84 × 53	90	16		
2	105 × 66	180	23		

ORLEANS PLANTER



#	<u>Dia × H (cm)</u>	<u>VOL</u>	<u>KG</u>	<u>RUST FINISH</u>	<u>DULUX CUSTOM SPRAY</u>
1	56 × 51	100	13		
2	76 × 69	250	23		

LORRAINE POND



#	<u>Dia × H (cm)</u>	<u>VOL</u>	<u>KG</u>	<u>RUST FINISH</u>	<u>DULUX CUSTOM SPRAY</u>
1	62 × 48	120	13		
2	82 × 56	280	23		

CAULDRON



#	<u>Dia × H (cm)</u>	<u>VOL</u>	<u>KG</u>	<u>RUST FINISH</u>	<u>DULUX CUSTOM SPRAY</u>
1	74 × 36	80	25		
2	97 × 46	150	34		
3	117 × 52	350	50		

PROVENCE URN



#	<u>Dia × H (cm)</u>	<u>VOL</u>	<u>KG</u>	<u>RUST FINISH</u>	<u>DULUX CUSTOM SPRAY</u>
1	53 × 71	100	14		
2	65 × 86	175	24		
3	77 × 103	350	35		

GRC

Glass-Reinforced Concrete

- Contemporary design ✓
- Fine concrete reinforced with fibreglass ✓
- Half the weight but double the strength of normal pots ✓
- Can be ordered in custom sizes and shapes ✓

Choose your own Premium Dulux Weathershield Colour for an additional \$30

CLASSIC URN & PEDESTAL



#	(cm)	VOL	KG	<u>RUST FINISH</u>	<u>DULUX CUSTOM SPRAY</u>
	Dia × H (cm)				
1	55 × 43	26	18		
2	74 × 57	40	24		
	(L × W × H)				
3	34 × 34 × 51				
4	40 × 40 × 52				
5	39 × 39 × 68				

GIANT U BOWL



#	Dia × H (cm)	VOL	KG	<u>RUST FINISH</u>	<u>DULUX CUSTOM SPRAY</u>
1	120 × 70	700	180		
2	120 × 90	880	200		
3	150 × 70	1050	320		
4	120 × 100	950	210		
5	150 × 100	1500	370		
6	180 × 100	2300	500		
7	220 × 100	3500	600		

*Feet should not be used with these pots

SQUARE PLANTER



#	L × W × H (cm)	VOL	KG	<u>RUST FINISH</u>	<u>DULUX CUSTOM SPRAY</u>
1	100 × 100 × 100	950	350		
	<i>*comes with 9 feet attached</i>				
2	150 × 150 × 100	2138	500		
	<i>*comes with 16 feet attached</i>				
3	200 × 200 × 100	3800	700		
	<i>*comes with 25 feet attached</i>				

LONG DIVIDER TROUGH



#	L × W × H (cm)	VOL	KG	<u>RUST FINISH</u>	<u>DULUX CUSTOM SPRAY</u>
1	150 × 50 × 100	715	190		
	<i>*comes with 8 feet attached</i>				
2	150 × 60 × 100	855	200		
	<i>*comes with 8 feet attached</i>				
3	200 × 50 × 100	950	280		
	<i>*comes with 10 feet attached</i>				
4	200 × 60 × 100				
	<i>*comes with 10 feet attached</i>				

GRC

Glass-Reinforced Concrete

- Contemporary design ✓
- Fine concrete reinforced with fibreglass ✓
- Half the weight but double the strength of normal pots ✓
- Can be ordered in custom sizes and shapes ✓

Choose your own Premium Dulux Weathershield Colour for an additional \$30

ELEGANT BIRDBATH

<u>Dia x H (cm)</u>	<u>VOL</u>	<u>KG</u>	<u>RAW CONCRETE</u>	<u>DULUX CUSTOM</u>	<u>RUST FINISH</u>
56 x 65	18	16			



Don't see what you need?

We do custom shapes, sizes, & colours, so give us a call & we'll see what we can do!

FRANCO URN

<u>Dia x H (cm)</u>	<u>VOL</u>	<u>KG</u>	<u>RUST FINISH</u>	<u>DULUX CUSTOM SPRAY</u>
63 x 79	60			



Lightweight Terrazzo

Contemporary design ✓

Fibreglass body with a thin shell of terrazzo ✓

Only a quarter the weight of traditional terrazzo ✓

Great for indoor use ✓

Choose your own Premium Dulux Weathershield Colour for an additional \$30

TROUGH



#	<u>L×W×H (cm)</u>	<u>VOL</u>	<u>KG</u>	<u>TERRAZZO FINISH</u>
1	60×25×30	45	4	
2	80×35×37	100	7	
3	100×45×45	200	15	

DIVIDER TROUGH



#	<u>L×W×H (cm)</u>	<u>VOL</u>	<u>KG</u>	<u>TERRAZZO FINISH</u>
1	75×20×60	90	10	
2	85×28×70	167	16	
3	100×35×80	280	24	

CUBE



#	<u>L×W×H (cm)</u>	<u>VOL</u>	<u>KG</u>	<u>TERRAZZO FINISH</u>
1	20×20×20	8	2.5	
2	30×30×30	27	4	
3	40×40×40	64	7	
4	50×50×50	125	11	
5	60×60×60	216	16	
6	70×70×70	343	22	
7	90×90×90	729	36	

TALL TAPERED SQUARE



#	<u>L×W×H (cm)</u>	<u>VOL</u>	<u>KG</u>	<u>TERRAZZO FINISH</u>	<u>DULUX CUSTOM SPRAY</u>
1	30×30×67	45	6		
2	40×40×90	115	13		

TALL SQUARE



#	<u>L×W×H (cm)</u>	<u>VOL</u>	<u>KG</u>	<u>TERRAZZO FINISH</u>	<u>DULUX CUSTOM SPRAY</u>
1	25×25×56	35	6		
2	35×35×78	95	11		
3	45×45×100	200	15		

Lightweight Terrazzo

- Contemporary design ✓
- Fibreglass body with a thin shell of terrazzo ✓
- Only a quarter the weight of traditional terrazzo ✓
- Great for indoor use ✓

Choose your own Premium Dulux Weathershield Colour for an additional \$30

BALL PLANTER




#	<u>Dia x H (cm)</u>	<u>VOL</u>	<u>KG</u>	<u>TERRAZZO FINISH</u>	<u>DULUX CUSTOM SPRAY</u>
1	32 x 25	20	2		
2	54 x 43	60	9		
3	82 x 57	180	15		
4	110 x 72	400	28		

GIANT EGG



#	<u>Dia x H (cm)</u>	<u>VOL</u>	<u>KG</u>	<u>TERRAZZO FINISH</u>	<u>DULUX CUSTOM SPRAY</u>
1	40 x 25	18	1		
2	50 x 30	40	3		
3	60 x 40	85	7		
4	70 x 50	180	10		
5	90 x 80	380	20		
6	110 x 95	720	30		

TALL EGG



#	<u>Dia x H (cm)</u>	<u>VOL</u>	<u>KG</u>	<u>TERRAZZO FINISH</u>	<u>DULUX CUSTOM SPRAY</u>
1	25 x 27	12	2		
2	35 x 39	32	4		
3	44 x 52	65	8		
4	60 x 67	160	12		

WOK BOWL



#	<u>Dia x H (cm)</u>	<u>VOL</u>	<u>KG</u>	<u>TERRAZZO FINISH</u>	<u>DULUX CUSTOM SPRAY</u>
1	30 x 9	2	0.5		
2	40 x 11	4	1		
3	50 x 13	12	3		
4	60 x 18	30	5		
5	70 x 25	65	7		
6	85 x 30	110	11		
7	110 x 40	240	16		

Lightweight Terrazzo

- Contemporary design ✓
- Fibreglass body with a thin shell of terrazzo ✓
- Only a quarter the weight of traditional terrazzo ✓
- Great for indoor use ✓

Choose your own Premium Dulux Weathershield Colour for an additional \$30

TROUGH SAUCER



#	<u>L×W×H (cm)</u>	<u>VOL</u>	<u>KG</u>	<u>TERRAZZO FINISH</u>	<u>DULUX CUSTOM SPRAY</u>
1	65×29×4		2		
2	85×39×4		4		
3	105×49×4		7		

DIVIDER TROUGH SAUCER



#	<u>L×W×H (cm)</u>	<u>VOL</u>	<u>KG</u>	<u>TERRAZZO FINISH</u>	<u>DULUX CUSTOM SPRAY</u>
1	79×24×4		2		
2	89×32×4		4		
3	104×39×4		8		

SQUARE SAUCER



#	<u>L×W×H (cm)</u>	<u>VOL</u>	<u>KG</u>	<u>TERRAZZO FINISH</u>	<u>DULUX CUSTOM SPRAY</u>
1	23×23×4		2		
2	30×30×4		3		
3	42×42×4		4		

ROUND SAUCER



#	<u>L×D (cm)</u>	<u>VOL</u>	<u>KG</u>	<u>TERRAZZO FINISH</u>	<u>DULUX CUSTOM SPRAY</u>
1	20×4		0.8		
2	24×4		1		
3	32×4		1.5		
4	40×4		2		

Atlantis

- Hand-made in Vietnam in a millennia-old tradition ✓
- Double-fired for frost resistance ✓
- Textured glazes evoke shipwrecks and barnacles ✓
- Wide range of shapes, sizes, and styles ✓

FRENCH URN



<u>Dia × H (cm)</u>	<u>VOL</u>	<u>KG</u>	<u>PRICE</u>
49 × 61	95	60	
64 × 83	150	117	

LOTUS POND



<u>Dia × H (cm)</u>	<u>VOL</u>	<u>KG</u>	<u>PRICE</u>
79 × 61	340	72	

PHARAOH



<u>Dia × H (cm)</u>	<u>VOL</u>	<u>KG</u>	<u>PRICE</u>
73 × 106	400	109	

SKORPIO



<u>Dia × H (cm)</u>	<u>VOL</u>	<u>KG</u>	<u>PRICE</u>
72 × 92	330	110	
72 × 92	330	110	

Atlantis

- Hand-made in Vietnam in a millennia-old tradition ✓
- Double-fired for frost resistance ✓
- Textured glazes evoke shipwrecks and barnacles ✓
- Wide range of shapes, sizes, and styles ✓

EGG PLANTER



<u>Dia x H (cm)</u>	<u>VOL</u>	<u>KG</u>	<u>PRICE</u>
26 x 19	15	4	
34 x 24	25	12	
42 x 33	50	20	
54 x 43	110	40	

U PLANTER



<u>Dia x H (cm)</u>	<u>VOL</u>	<u>KG</u>	<u>PRICE</u>
26 x 41	20	10	
34 x 50	30	20	
44 x 55	60	30	
54 x 68	140	45	
68 x 80	200	70	

CRUCIBLE



<u>Dia x H (cm)</u>	<u>VOL</u>	<u>KG</u>	<u>PRICE</u>
26 x 42	20	10	
34 x 49	30	20	
43 x 55	60	30	
53 x 62	130	45	

CONGO



<u>Dia x H (cm)</u>	<u>VOL</u>	<u>KG</u>	<u>PRICE</u>
40 x 40	7	16	

Atlantis

- Hand-made in Vietnam in a millennia-old tradition ✓
- Double-fired for frost resistance ✓
- Textured glazes evoke shipwrecks and barnacles ✓
- Wide range of shapes, sizes, and styles ✓

ROMAN JAR



<u>Dia × H (cm)</u>	<u>VOL</u>	<u>KG</u>	<u>PRICE</u>
48 × 96	150	60	
52 × 104	200	70	
60 × 118	250	105	

Also available in our Premium Glaze range.

KOS JAR



<u>Dia × H (cm)</u>	<u>VOL</u>	<u>KG</u>	<u>PRICE</u>
49 × 105	210	85	
64 × 125	270	130	

OPEN JAR



<u>Dia × H (cm)</u>	<u>VOL</u>	<u>KG</u>	<u>PRICE</u>
53 × 79	200	58	
68 × 87	260	110	

FORUM JAR



<u>Dia × H (cm)</u>	<u>VOL</u>	<u>KG</u>	<u>PRICE</u>
74 × 107	250	135	

Atlantis

- Hand-made in Vietnam in a millennia-old tradition ✓
- Double-fired for frost resistance ✓
- Textured glazes evoke shipwrecks and barnacles ✓
- Wide range of shapes, sizes, and styles ✓

PLUTO



<u>Dia x H (cm)</u>	<u>VOL</u>	<u>KG</u>	<u>PRICE</u>
56 x 62	180	52	
74 x 80	275	128	

TALL U PLANTER



<u>Dia x H (cm)</u>	<u>VOL</u>	<u>KG</u>	<u>PRICE</u>
38 x 48	30	55	
40 x 70	60	70	
37 x 85	90	105	

BEEHIVE JAR



<u>Dia x H (cm)</u>	<u>VOL</u>	<u>KG</u>	<u>PRICE</u>
52 x 60	55	35	
56 x 72	90	50	
62 x 84	120	70	

TALL EGG PLANTER



<u>Dia x H (cm)</u>	<u>VOL</u>	<u>KG</u>	<u>PRICE</u>
46 x 54	70	42	
48 x 71	110	57	
48 x 87	150	69	

Also available in our Premium Glaze range.

Atlantis

- Hand-made in Vietnam in a millennia-old tradition ✓
- Double-fired for frost resistance ✓
- Textured glazes evoke shipwrecks and barnacles ✓
- Wide range of shapes, sizes, and styles ✓

TOGGLE POT



<u>Dia × H (cm)</u>	<u>VOL</u>	<u>KG</u>	<u>PRICE</u>
30 × 57	30	18	
35 × 69	60	27	
39 × 81	90	46	

PRESERVING JAR



<u>Dia × H (cm)</u>	<u>VOL</u>	<u>KG</u>	<u>PRICE</u>
63 × 65	150	66	
65 × 82	200	83	

ALIBABA



<u>Dia × H (cm)</u>	<u>VOL</u>	<u>KG</u>	<u>PRICE</u>
58 × 87	200	59	

APOLLO JAR



<u>Dia × H (cm)</u>	<u>VOL</u>	<u>KG</u>	<u>PRICE</u>
66 × 85	250	90	

Atlantis

Hand-made in Vietnam in a millennia-old tradition

Double-fired for frost resistance

Textured glazes evoke shipwrecks and barnacles

Wide range of shapes, sizes, and styles

WATER JAR



<u>Dia x H (cm)</u>	<u>VOL</u>	<u>KG</u>	<u>PRICE</u>
44 x 49	70	24	
47 x 69	130	40	
47 x 88	180	52	

EGYPTIAN



<u>Dia x H (cm)</u>	<u>VOL</u>	<u>KG</u>	<u>PRICE</u>
44 x 68	130	34	

TEMPLE JAR



<u>Dia x H (cm)</u>	<u>VOL</u>	<u>KG</u>	<u>PRICE</u>
28 x 50	20	16	
33 x 60	35	19	
43 x 64	65	34	

The large is also available in our Premium Glaze range.

SAMOS



<u>Dia x H (cm)</u>	<u>VOL</u>	<u>KG</u>	<u>PRICE</u>
33 x 69	60	17	
39 x 86	90	38	

Atlantis

- Hand-made in Vietnam in a millennia-old tradition ✓
- Double-fired for frost resistance ✓
- Textured glazes evoke shipwrecks and barnacles ✓
- Wide range of shapes, sizes, and styles ✓

HERB GARDEN



<u>Dia × H (cm)</u>	<u>VOL</u>	<u>KG</u>	<u>PRICE</u>
90 × 48	130	83	

PALM PLANTER



<u>Dia × H (cm)</u>	<u>VOL</u>	<u>KG</u>	<u>PRICE</u>
94 × 60	380	107	

STEW POT



<u>Dia × H (cm)</u>	<u>VOL</u>	<u>KG</u>	<u>PRICE</u>
95 × 70	400	100	

OPIUM JAR



<u>Dia × H (cm)</u>	<u>VOL</u>	<u>KG</u>	<u>PRICE</u>
88 × 81	430	140	

Atlantis

- Hand-made in Vietnam in a millennia-old tradition ✓
- Double-fired for frost resistance ✓
- Textured glazes evoke shipwrecks and barnacles ✓
- Wide range of shapes, sizes, and styles ✓

DRUM PLANTER



<u>Dia × H (cm)</u>	<u>VOL</u>	<u>KG</u>	<u>PRICE</u>
18 × 23	5	3.5	
28 × 33	15	11	

JULIET PLANTER



<u>Dia × H (cm)</u>	<u>VOL</u>	<u>KG</u>	<u>PRICE</u>
21 × 16	5	2.5	
31 × 26	15	7	

BUTTON PLANTER



<u>Dia × H (cm)</u>	<u>VOL</u>	<u>KG</u>	<u>PRICE</u>
24 × 12	5	3	
34 × 18	15	7	

AFRICAN BOWL



<u>Dia × H (cm)</u>	<u>VOL</u>	<u>KG</u>	<u>PRICE</u>
59 × 22	25	25	

HIGH BOWL



<u>Dia × H (cm)</u>	<u>VOL</u>	<u>KG</u>	<u>PRICE</u>
50 × 20	15	15	
58 × 25	20	25	

LOW BOWL



<u>Dia × H (cm)</u>	<u>VOL</u>	<u>KG</u>	<u>PRICE</u>
50 × 14	10	15	
58 × 18	20	25	

Atlantis

- Hand-made in Vietnam in a millennia-old tradition ✓
- Double-fired for frost resistance ✓
- Textured glazes evoke shipwrecks and barnacles ✓
- Wide range of shapes, sizes, and styles ✓

DIPPING JAR



<u>Dia × H (cm)</u>	<u>VOL</u>	<u>KG</u>	<u>PRICE</u>
40 × 32	20	16	

PARLOUR POT



<u>Dia × H (cm)</u>	<u>VOL</u>	<u>KG</u>	<u>PRICE</u>
38 × 36	15	15	
44 × 38	20	18	

The small is also available in our Premium Glaze range.

OSRAM



<u>Dia × H (cm)</u>	<u>VOL</u>	<u>KG</u>	<u>PRICE</u>
32 × 32	15	10	

MENTOR



<u>Dia × H (cm)</u>	<u>VOL</u>	<u>KG</u>	<u>PRICE</u>
30 × 35	10	10	

OLYMPIA



<u>Dia × H (cm)</u>	<u>VOL</u>	<u>KG</u>	<u>PRICE</u>
35 × 59	10	19	

Atlantis

- Hand-made in Vietnam in a millennia-old tradition ✓
- Double-fired for frost resistance ✓
- Textured glazes evoke shipwrecks and barnacles ✓
- Wide range of shapes, sizes, and styles ✓

SPRING BOWL



<u>Dia × H (cm)</u>	<u>VOL</u>	<u>KG</u>	<u>PRICE</u>
43 × 20		10	

SENTRY



<u>Dia × H (cm)</u>	<u>VOL</u>	<u>KG</u>	<u>PRICE</u>
78 × 149	600	168	

WELL JAR



<u>Dia × H (cm)</u>	<u>VOL</u>	<u>KG</u>	<u>PRICE</u>
30 × 33	6	12	

PETRIFIED FOOT



<u>Dia × H (cm)</u>	<u>VOL</u>	<u>KG</u>	<u>PRICE</u>
40 × 18 × 18		7	

Thai Limestone

Hand-made in Thailand in a millennia-old tradition ✓

Textured glazes evoke a sense of age and class ✓

Wide range of shapes, sizes, and styles ✓

CARAFE



<u>Dia × H (cm)</u>	<u>VOL</u>	<u>KG</u>	<u>PRICE</u>
68 × 92	200	70	

TORQUELSTONE



<u>Dia × H (cm)</u>	<u>VOL</u>	<u>KG</u>	<u>PRICE</u>
70 × 60	130	45	

STELLA



<u>Dia × H (cm)</u>	<u>VOL</u>	<u>KG</u>	<u>PRICE</u>
115 × 70	350	110	

LOTUS



<u>Dia × H (cm)</u>	<u>VOL</u>	<u>KG</u>	<u>PRICE</u>
92 × 66	140	90	

Thai Limestone

Hand-made in Thailand in a millennia-old tradition ✓

Textured glazes evoke a sense of age and class ✓

Wide range of shapes, sizes, and styles ✓

BELL



<u>Dia × H (cm)</u>	<u>VOL</u>	<u>KG</u>	<u>PRICE</u>
90 × 74	135	90	

PEAR



<u>Dia × H (cm)</u>	<u>VOL</u>	<u>KG</u>	<u>PRICE</u>
60 × 78	175	65	

STEW POT



<u>Dia × H (cm)</u>	<u>VOL</u>	<u>KG</u>	<u>PRICE</u>
70 × 50	120	45	

ESSENCE



<u>Dia × H (cm)</u>	<u>VOL</u>	<u>KG</u>	<u>PRICE</u>
81 × 79	130	90	

Thai Limestone

Hand-made in Thailand in a millennia-old tradition ✓

Textured glazes evoke a sense of age and class ✓

Wide range of shapes, sizes, and styles ✓

PALM



Dia × H (cm)

110 × 72

PRICE

LIBERTY



Dia × H (cm)

68 × 80

VOL

KG

PRICE

POOL



Dia × H (cm)

117 × 40

VOL

KG

PRICE

SANA



Dia × H (cm)

78 × 123

VOL

KG

PRICE

Thai Limestone

Hand-made in Thailand in a millennia-old tradition ✓

Textured glazes evoke a sense of age and class ✓

Wide range of shapes, sizes, and styles ✓

BARREL



<u>Dia×H (cm)</u>	<u>VOL</u>	<u>KG</u>	<u>PRICE</u>
75×65	140	55	

CAULDRON



<u>Dia×H (cm)</u>	<u>VOL</u>	<u>KG</u>	<u>PRICE</u>
105×83			
120×82			

Premium Glaze

- Hand-made in Vietnam in a millennia-old tradition ✓
- Double-fired for frost resistance ✓
- Glazes carefully designed for beauty & consistency ✓
- Wide range of shapes and sizes ✓

FRENCH URN



<u>Dia x H (cm)</u>	<u>VOL</u>	<u>KG</u>	<u>PRICE</u>
45 x 50	80	20	
60 x 64	110	47	
68 x 73	150	65	
85 x 95	270	145	

TALL EGG PLANTER



<u>Dia x H (cm)</u>	<u>KG</u>	<u>PRICE</u>
48 x 54	35	
48 x 74	45	
48 x 87	55	

ROMAN JAR



<u>Dia x H (cm)</u>	<u>KG</u>	<u>PRICE</u>
47 x 95	52	
52 x 101	62	
60 x 117	90	

TREE PLANTER



<u>Dia x H (cm)</u>	<u>KG</u>	<u>PRICE</u>
37 x 35	20	
53 x 48	50	
77 x 67	100	

Premium Glaze

- Hand-made in Vietnam in a millennia-old tradition ✓
- Double-fired for frost resistance ✓
- Glazes carefully designed for beauty & consistency ✓
- Wide range of shapes and sizes ✓

BALL PLANTER



<u>Dia x H (cm)</u>	<u>KG</u>	<u>PRICE</u>
29 x 24	8	
0 x 33	14	
3 x 43	26	
6 x 47	48	

PALACE JAR



<u>Dia x H (cm)</u>	<u>KG</u>	<u>PRICE</u>
83 x 100	90	

ADOBE JAR



<u>Dia x H (cm)</u>	<u>KG</u>	<u>PRICE</u>
64 x 86	54	

WATER JAR



<u>Dia x H (cm)</u>	<u>KG</u>	<u>PRICE</u>
47 x 54	23	
55 x 65	34	
65 x 87	66	

ALL PRICES INCLUDE GST

Premium Glaze

- Hand-made in Vietnam in a millennia-old tradition ✓
- Double-fired for frost resistance ✓
- Glazes carefully designed for beauty & consistency ✓
- Wide range of shapes and sizes ✓

PARLOUR POT

Dia x H (cm) KG PRICE

38 x 35 15



CODE

TEMPLE JAR

Dia x H (cm) KG PRICE

47 x 65 28



DIMPLE JAR

Dia x H (cm) KG PRICE

70 x 87 32



ALL PRICES INCLUDE GST

Glaze

- Hand-made in Vietnam in a millennia-old tradition ✓
- Double-fired for frost resistance ✓
- Glazes carefully designed for beauty & consistency ✓
- Wide range of shapes and sizes ✓

Anduze Urn



<u>Dia × H (cm)</u>	<u>KG</u>	<u>PRICE</u>
40 × 45	20	
58 × 66	50	



Pictured: 3823BLL, the 77 × 67 cm premium glaze tree planter in black, see page 36.

ALL PRICES INCLUDE GST

Oatmeal

Dark Green

Black

Fountains

Impressive focal pieces ✓
The sound of water creates a relaxing atmosphere ✓

3-COLUMN GLASS-TOP FOUNTAIN



Black

<u>FOUNTAIN</u>		<u>RECOMMENDED PUMP</u>	
<u>L×W×H (cm)</u>	<u>KG</u>	<u>PRICE</u>	<u>(L/hr) PUMP PRICE</u>
80×80×102	39		2300

Optional Product Accessories

We also sell an appropriate low-voltage pump, the Reefer RP2400LV, for \$229.95.

*Fountains come with a complimentary 1L tub of sealer. Application recommended before use.

COLOSSUS FOUNTAIN



Red Rust

<u>FOUNTAIN</u>		<u>RECOMMENDED PUMP</u>	
<u>L×W×H (cm)</u>	<u>KG</u>	<u>PRICE</u>	<u>(L/hr) PUMP PRICE</u>
70×70×132	32		2300
95×95×172	55		4000
114×114×210	80		4000

Optional Product Accessories

4,000 L/hr low-voltage pump (\$289.95) for 114 × 114 × 210 cm and 95 × 95 × 172 cm sizes.

2,300 L/hr low-voltage pump (\$229.95) for 70 × 70 × 132 cm size.

*Fountains come with a complimentary 1L tub of sealer. Application recommended before use.

PIAZZA FOUNTAIN



Red Rust

<u>FOUNTAIN</u>	<u>RECOMMENDED PUMP</u>
<u>L×W×H (cm)</u>	<u>(L/hr) PUMP PRICE</u>
110×110×153	2300

We recommend an additional purchase of our 2,300 L/hr low-voltage pump for \$229.95

*Fountains come with a complimentary 1L tub of sealer. Application recommended before use.



Pump Safety Info

ALL PRICES INCLUDE GST

25/09/2024

Fountains

Impressive focal pieces ✓
 The sound of water creates a relaxing atmosphere ✓

STAINLESS STEEL BALL FOUNTAIN




<u>FOUNTAIN</u>		<u>RECOMMENDED PUMP</u>	
<u>L×W×H (cm)</u>	<u>KG</u>	<u>PRICE</u>	<u>(L/hr) PUMP PRICE</u>
57×57×106	30		850
Optional Product Accessories			
4,000 L/hr low-voltage pump (\$289.95) for 114 × 114 × 210 cm and 95 × 95 × 172 cm sizes.			
2,300 L/hr low-voltage pump (\$229.95) for 70 × 70 × 132 cm size.			
*Fountains come with a complimentary 1L tub of sealer. Application recommended before use.			

CAST IRON FOUNTAIN



<u>COMPONENT</u>	<u>Dia × H (cm)</u>	<u>PUMP (L/hr)</u>	<u>PRICE</u>
2-TIER FOUNTAIN - MUST HAVE A POND			
2-tier cast iron fountain	65 × 145	2300	
3'6" rotary-moulded pond	110 × 23		
2,300 L/hr low-voltage pump			
Combined 2-tier fountain, pond and pump			
3-TIER FOUNTAIN - STANDALONE			
3-tier cast iron fountain	120 × 205	4000	
2,300 L/hr low-voltage pump			
Combined 3-tier fountain and pump			
3-TIER FOUNTAIN - IN POND			
3-tier cast iron fountain	120 × 205	4000	
5" rotary-moulded pond	150 × 28		
4,000 L/hr low-voltage pump			
Combined 3-tier fountain, pond and pump			



Black



Pump Safety Info

<u>PUMP (L/hr)</u>	<u>HEAD (m)</u>	<u>KG</u>	<u>VOLTAGE (V)</u>	<u>PUMP PRICE</u>
850	1.5	2	12	
2300	2.0	4	24	
4000	2.5	5	24	

We recommend low-voltage pumps.

A 24V shock hurts, but a 240V shock can kill.

240V is mains power. Technically 24V can kill too, but it's *much* less likely.

It's not as hard as you might think for children or animals to get to cables, and sometimes the water feature might become electrified.

Low voltage gives everyone the best chance.

Pebbles

- White ✓
- Black ✓
- Big ✓
- Small ✓

PEBBLES



SIZE

COLOUR

UNIT OF SALE

PRICE

2.5 – 4 cm Polished Black
2.5 – 4 cm Quartz White

10 kg bags

Advantages of Custom Spray


COMMERCIAL GRADE FINISH

Strongly recommended for Australian conditions
after 25 years in business.

5 REASONS WHY CUSTOM SPRAY IS THE BEST FINISH



- 1. Your choice of great colours**, like our best-selling charcoal, Dulux White-on-White, or Colorbond Monument. We can do any colour in the Dulux or Colorbond ranges, as well as most other ranges. Matching to a project or existing installation is easy.
- 2. Colours are consistent and won't fade over time, unlike most infused colours and inferior paints.** We use Australian Dulux Weathershield, giving our custom spray Dulux's 15-year guarantee against blistering, peeling, or flaking. Weathershield is also renowned for its durability and colour quality.
- 3. Easy cleaning**, despite harsh Australian conditions leading to dust and grime build-up. Weathershield can be easily cleaned with soap and water.
- 4. Repair is easy too**, should your pots be damaged. Most will never need it, but if something does somehow manage to damage you pot, some builders' bog and a lick of Weathershield and your pot will be good as new.
- 5. Watering needs are reduced**, as the paint seals the pot surface against evaporation.




Helps Prevent These Aesthetic Effects

Helps prevent efflorescence, the white leaching bloom that appears on wet masonry and ceramics as water dissolves salts and minerals from fertiliser and concrete products and carries them through to the surface.

Helps prevent crazing, the fine web of tiny, shallow cracks that can form on ceramics, concrete, mud, and even wood.

Conceals the non-structural cracking that will occur in all concrete-based products due to shrinkage and expansion.

Cannot be washed out or leached away, unlike factory infused colours.




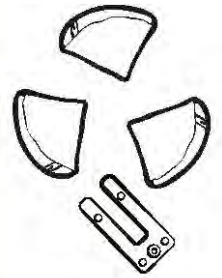
Always plant in accordance with our planting guide.

25/09/2024

Planting Guide

Pots need good drainage. Water trapped in the pot can cause cosmetic damage or even structural failure. It will also drown your plants.

No.	DO	DON'T
1	Do choose plants that are suitable to growing in pots.	Don't choose plants with invasive root systems. Some plants can break any pot.
2	Do raise the pot on feet so that water can flow freely away from the drainage holes. Do adjust the feet and pot to remove any rocking. Add window packers, if necessary.	Don't set the base of the pot directly on the ground or floor. This encourages silt to block the drainage holes. Don't add planting material into the pot before adding any necessary packers. It's much too difficult to add them afterward.
3	Do make sure the pot has clear, open, unblocked drainage holes.	Don't block or seal the drainage holes.
4	Do seal the inside surface with bitumen sealer. This prevents cosmetic damage from water soaking through the pot walls.	Don't line the pot with corflute or plywood.
5	Do cover the drainage holes with a <i>single</i> layer of fibreglass flyscreen. Do make sure the holes in the flyscreen are at least 1.5 mm wide. Do make sure the flyscreen still covers the drainage holes when blue metal is added (in step 6).	Don't use shadecloth, or flyscreen with tiny holes. It will clog up. Don't use multiple layers. They will clog. Don't use metal flyscreen. It will corrode and break. Don't use geofabric. Geofabric retains water, preventing drainage. Shadecloth, silt fence, and weed mat will all clog and prevent drainage too. Using any of these will void your warranty. Only use flyscreen.
6	Do fill the bottom of the pot with a 50 mm layer of 10 mm blue metal (a type of gravel). This will allow free drainage and keep potting mix from blocking up the fly screen or drainage holes.	Don't put foam or styrofoam in the pot to make the planted pot lighter. The foam will compact and block. Don't use sand to help drainage. The sand will compact, preventing water from draining freely.
7	Do put the potting mix directly onto the gravel.	Don't add another layer of flyscreen.
8	Do use a good quality premium potting mix. Potting mix is designed to drain freely, unlike soil or planting mix.	Don't use soil. Soil compacts and hardens, preventing water from draining. Don't mix soil into potting mix to make it go further.



The above information is based on many years of first-hand experience in the modern pot industry and many centuries of collective wisdom growing plants in pots. In the end they're all about letting water escape the pot. For further information, please see our online planting guide at <https://www.potswholesaledirect.com.au/pot-care-guide/> or our terms and conditions at <https://www.potswholesaledirect.com.au/terms-and-conditions/>.

NOT FOLLOWING THE ABOVE WILL VOID YOUR WARRANTY